

***Hypertherm***<sup>®</sup>

## 2022 torch and consumables catalog

For Powermax<sup>®</sup> and MAX<sup>®</sup> plasma systems





# Contents

3	Powermax® product line overview	54	Powermax65®
4	Powermax30® XP	56	Duramax® 75° hand torch parts
5	Duramax® LT hand torch parts	57	Duramax® 15° hand torch parts
6	Powermax30® AIR	58	Duramax® 180° machine torch parts
7	AIR T30 hand torch parts	59	Duramax® 180° mini machine torch parts
8	Powermax45® XP	60	Duramax® 180° robotic torch parts
10	Duramax® Lock 75° hand torch parts	61	Duramax® 90° robotic torch parts
11	Duramax® Lock 15° hand torch parts	62	Duramax® 45° robotic torch parts
12	Duramax® Lock 180° machine torch parts	64	Powermax85®
13	Duramax® 180° mini machine torch parts	66	Duramax® 75° hand torch parts
14	Duramax® 180° robotic torch parts	67	Duramax® 15° hand torch parts
15	Duramax® 90° robotic torch parts	68	Duramax® 180° machine torch parts
16	Duramax® 45° robotic torch parts	69	Duramax® 180° mini machine torch parts
18	Powermax65/85/105 SYNC™	70	Duramax® 180° robotic torch parts
20	SmartSYNC™ 75° hand torch parts	71	Duramax® 90° robotic torch parts
21	SmartSYNC™ 15° hand torch parts	72	Duramax® 45° robotic torch parts
22	SmartSYNC™ 180° machine torch parts	74	Powermax105®
23	SmartSYNC™ 180° mini machine parts	76	Duramax® 75° hand torch parts
24	Powermax125®	77	Duramax® 15° hand torch parts
26	Duramax® Hyamp™ 85° hand torch parts	78	Duramax® 180° machine torch parts
27	Duramax® Hyamp™ 15° hand torch parts	79	Duramax® 180° mini machine torch parts
28	Duramax® Hyamp™ 180° full-length machine torch parts	80	Duramax® 180° robotic torch parts
29	Duramax® Hyamp™ mini machine torch parts	81	Duramax® 90° robotic torch parts
30	Duramax® Hyamp™ 180° robotic torch parts	82	Duramax® 45° robotic torch parts
31	Duramax® Hyamp™ 90° robotic torch parts	84	Powermax1000®
32	Duramax® Hyamp™ 45° robotic torch parts	86	T60 hand torch parts
33	Duramax® Hyamp™ 45° Long hand torch replacement parts	87	T60M machine torch parts
34	Duramax® Hyamp™ 45° Long hand torch replacement parts (continued)	88	Powermax1250®
35	Duramax® Hyamp™ 90° Long hand torch replacement parts	90	T80 hand torch parts
36	Duramax® Hyamp™ 90° Long hand torch replacement parts (continued)	91	T80M machine torch parts
40	Torch adapter and the Hypertherm cartridge	92	RT80/RT80M retrofit torch
42	Powermax30®	94	RT80 hand torch parts
43	T30v hand torch parts	95	RT80M machine torch parts
44	Powermax45®	98	Powermax1650®
46	T45v hand torch parts	100	T100 hand torch parts
47	T45m machine torch parts	101	T100M machine torch parts
48	Powermax45®	102	T100M-2 machine torch parts
50	Duramax® 75° hand torch parts	104	Duramax® HRT/HRTs/MRT retrofit torch
50	Duramax® 15° hand torch parts	106	Duramax® HRT/HRTs hand torch parts
51	Duramax® 180° machine torch parts	107	Duramax® MRT machine torch parts
51	Duramax® 180° mini machine torch parts	108	Duramax® HRT/MRT retrofit torch
52	Duramax® 180° robotic torch parts	110	Duramax® HRT hand torch parts
52	Duramax® 90° robotic torch parts	111	Duramax® MRT machine torch parts
53	Duramax® 45° robotic torch parts	112	RT60/RT60M retrofit torch
		114	RT60 hand torch parts
		115	RT60M machine torch parts

## 116 Powermax® bulk pack consumables

## 117 Appendix

- 117 MAX42® and MAX43® systems Duramax® retrofit torches
- 117 Powermax600® Duramax® retrofit torches
- 118 Powermax800® and Powermax900® Duramax® retrofit torches
- 118 Powermax1000® T100 replacement torches
- 119 Powermax1000® Duramax® retrofit torches
- 119 Powermax1100® RT80 torch replacements
- 119 Powermax1250® Duramax® retrofit torches
- 120 Powermax1250® T100 replacement torches
- 120 Powermax1650® Duramax® replacement torches
- 120 Powermax1650® T100 replacement torches
- 121 Powermax65® Duramax® replacement torches
- 121 Powermax85® Duramax® replacement torches
- 121 Powermax65® and Powermax85® torch and lead replacement kits

## Hypertherm® technical service

Hypertherm, Inc.  
21 Great Hollow Road, P.O. Box 5010  
Hanover, NH 03755 USA  
603-643-3441 Tel (Main Office)  
603-643-5352 Fax (All Departments)  
info@hypertherm.com (Main Office)  
800-643-9878 Tel (Technical Service)  
technical.service@hypertherm.com  
(Technical Service)  
800-737-2978 Tel (Customer Service)  
customer.service@hypertherm.com  
(Customer Service)

Hypertherm México, S.A. de C.V.  
52 55 5681 8109 Tel  
52 55 5681 7978 Tel  
soporte.tecnico@hypertherm.com  
(Technical Service)

Hypertherm Plasmatechnik GmbH  
Sophie-Scholl-Platz 5  
63452 Hanau  
Germany  
00 800 33 24 97 37 Tel  
00 800 49 73 73 29 Fax  
31 (0) 165 596900 Tel (Technical Service)  
00 800 4973 7843 Tel (Technical Service)

technicalservice.emeia@hypertherm.com  
(Technical Service)

Hypertherm (Singapore) Pte Ltd.  
Solaris @ Kallang 164  
164 Kallang Way #03-13  
Singapore 349248, Republic of Singapore  
65 6841 2489 Tel  
65 6841 2490 Fax  
marketing.asia@hypertherm.com (Marketing)  
techsupportapac@hypertherm.com  
(Technical Service)

Hypertherm Japan Ltd.  
Level 9, Edobori Center Building  
2-1-1 Edobori, Nishi-ku  
Osaka 550-0002 Japan  
81 6 6225 1183 Tel  
81 6 6225 1184 Fax  
htjapan.info@hypertherm.com (Main Office)  
techsupportapac@hypertherm.com  
(Technical Service)

Hypertherm Europe B.V.  
Vaartveld 9, 4704 SE  
Roosendaal, Nederland  
31 165 596907 Tel  
31 165 596901 Fax  
31 165 596908 Tel (Marketing)  
31 (0) 165 596900 Tel (Technical Service)

00 800 4973 7843 Tel (Technical Service)  
technicalservice.emeia@hypertherm.com (Technical Service)

Hypertherm (Shanghai) Trading Co., Ltd.  
B301, 495 ShangZhong Road  
Shanghai, 200231  
PR China  
86-21-80231122 Tel  
86-21-80231120 Fax  
86-21-80231128 Tel (Technical Service)  
techsupport.china@hypertherm.com  
(Technical Service)

South America & Central America: Hypertherm  
Brasil Ltda.  
Rua Bras Cubas, 231 - Jardim Maia  
Guarulhos, SP - Brasil  
CEP 07115-030  
55 11 2409 2636 Tel  
tecnico.sa@hypertherm.com (Technical Service)

Hypertherm Korea Branch  
#3904, APEC-ro 17, Heaundae-gu, Busan.  
Korea 48060  
82 (0)51 747 0358 Tel  
82 (0)51 701 0358 Fax  
marketing.korea@hypertherm.com (Marketing)  
techsupportapac@hypertherm.com  
(Technical Service)










Hypertherm Pty Limited  
GPO Box 4836  
Sydney NSW 2001, Australia  
61 7 3103 1695 Tel  
61 7 3219 9010 Fax  
au.sales@hypertherm.com (Main Office)  
techsupportapac@hypertherm.com  
(Technical Service)

Hypertherm (India) Thermal Cutting Pvt. Ltd  
A-18 / B-1 Extension,  
Mohan Co-Operative Industrial Estate,  
Mathura Road, New Delhi 110044, India  
91-11-40521201 / 2 / 3 Tel  
91-11 40521204 Fax  
htindia.info@hypertherm.com (Main Office)  
technicalservice.emeia@hypertherm.com  
(Technical Service)

# Powermax®

## Product line overview



		Powermax30 XP	Powermax30 AIR	Powermax45 XP	Powermax65 SYNC®	Powermax85 SYNC®	Powermax105 SYNC®	Powermax125
Cut capacity	<b>Recommended</b>	10 mm (3/8")	8 mm (5/16")	16 mm (5/8")	20 mm (3/4")	25 mm (1")	32 mm (1-1/4")	38 mm (1-1/2")
	<b>Severance</b>	16 mm (5/8")	16 mm (5/8")	29 mm (1-1/8")	32 mm (1-1/4")	38 mm (1-1/2")	50 mm (2")	57 mm (2-1/4")
	<b>Output range</b>	15-30	15-30	10-45	20-65	25-85	30-105	30-125
	<b>Input phase</b>	Single	Single	Single or three	Single or three	Single or three	Three	Three
Application capabilities	 <b>Mechanized cutting</b>			●	●	●	●	●
	 <b>Drag cutting</b>	●	●	●	●	●	●	●
	 <b>FineCut®</b>	●		●	●	●	●	●
	 <b>Marking</b>			●				
	 <b>Precision gouging</b>			●				
	 <b>Max control gouging</b>			●	●	●	●	●
	 <b>Max removal gouging</b>				●	●	●	●
	 <b>HyAccess™</b>	●		●				
	 <b>FlushCut™</b>			●	●	●	●	●

# Powermax30® XP

## Duramax® LT hand torch consumables




Minimum order quantity		1	1	5	5	1	
Consumable type	Torch type	Shield/deflector	Retaining cap	Nozzle		Electrode	Swirl ring
Standard (15-30 A)	Hand	420116	420114	420118		420120	420211
Quantity in kit		2 (1 each)	1	4	3	7	1
Essential cutting kit – 851479 (15-30 A)	Hand	420116 (Standard shield) 420115 (FineCut deflector)	420114	420118 (Standard)	420117 (FineCut)	420120	420211
Combination kit 428243 <sup>1</sup>							

<sup>1</sup>Kit contains 2 standard nozzles (420118) and 2 electrodes (420120)



Minimum order quantity		1	1	5	5	1	
Consumable type	Torch type	Shield/deflector	Retaining cap	Nozzle		Electrode	Swirl ring
FineCut (15-30 A)	Hand	420115	420114	420117		420120	420211
Combination kit 428244 <sup>2</sup>							

<sup>2</sup>Kit contains 2 FineCut nozzles (420117) and 2 electrodes (420120)



Minimum order quantity		1	1	1	1	1	
Consumable type	Torch type	Retaining cap		Nozzle		Electrode	Swirl ring
HyAccess drag cutting (15-30 A)	Hand	420148		420144		420137	420211
HyAccess gouging (15-30 A)				420147			
Quantity in kit		1	1	1	2	1	
HyAccess kit – 428337 (15-30 A)	Hand	420148		420144 (cutting)	420147 (gouging)	420137	420211
HyAccess cutting only starter pack – 428443 <sup>3</sup>							
HyAccess gouging only starter pack – 428444 <sup>4</sup>							

<sup>3</sup>Starter pack contains 1 retaining cap (420148), 1 cutting nozzle (420144) and 1 electrode (420137)

<sup>4</sup>Starter pack contains 1 retaining cap (420148), 1 gouging nozzle (420147) and 1 electrode (420137)



See page 38 for current system part number information.

# Duramax® LT hand torch parts

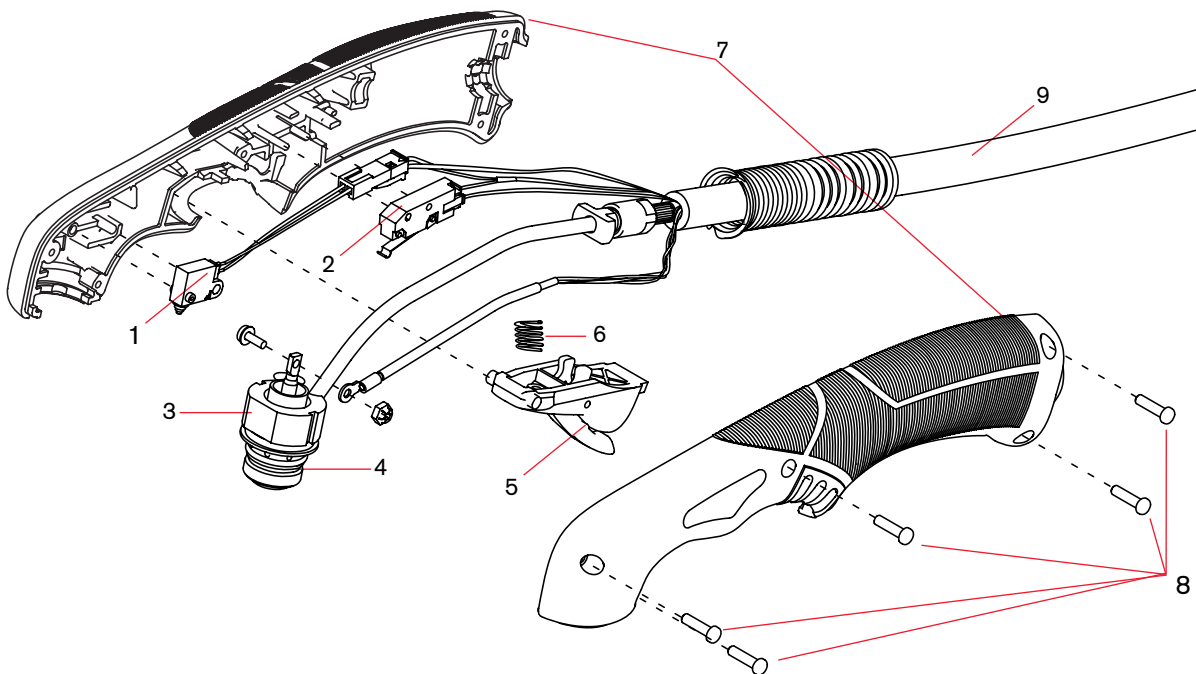
For use with the Powermax30® XP



## Duramax LT hand torch parts

You can replace the entire hand torch and lead assembly, or you can replace individual torch components.

Item	Kit/Part number	Description
	428174	Kit: Duramax LT hand torch assembly with 4.6 m (15') lead. The torch assembly includes one set of general-purpose (standard) consumables: electrode (420120), swirl ring (420211), retaining cap (420114), nozzle (420118), shield (420116)
1	228109	Kit: Torch cap-sensor switch
2	428162	Kit: Torch start switch
3	428178	Kit: Duramax LT torch body (includes o-ring)
4	428179	Kit: Replacement o-rings for torch body
5	428156	Kit: Torch trigger and spring
6	428182	Kit: Replacement springs for torch trigger
7	428177	Kit: Duramax LT torch handle (includes handle screws)
8	428181	Kit: Duramax LT torch replacement handle screws
9	428176	Kit: Duramax LT torch lead, 4.6 m (15'), with strain relief



See page 38 for current system part number information.

# Powermax30® AIR

## AIR T30 hand torch consumables



Minimum order quantity		1	1	5	5	1
Consumable type	Torch type	Shield/deflector	Retaining cap	Nozzle	Electrode	Swirl ring
Drag cutting (15-30 A)	Hand	420399	420135	420134	420132	420133
Quantity in kit		1	1	7	7	1
Essential cutting kit - 851462 (15-30 A)	Hand	420399	420135	420134	420132	420133
				Combination kit 428350 <sup>1</sup>		

<sup>1</sup>Kit contains 2 standard nozzles (420134) and 2 electrodes (420132)



See page 38 for current system part number information.



# AIR T30 hand torch parts

For use with the Powermax30® AIR

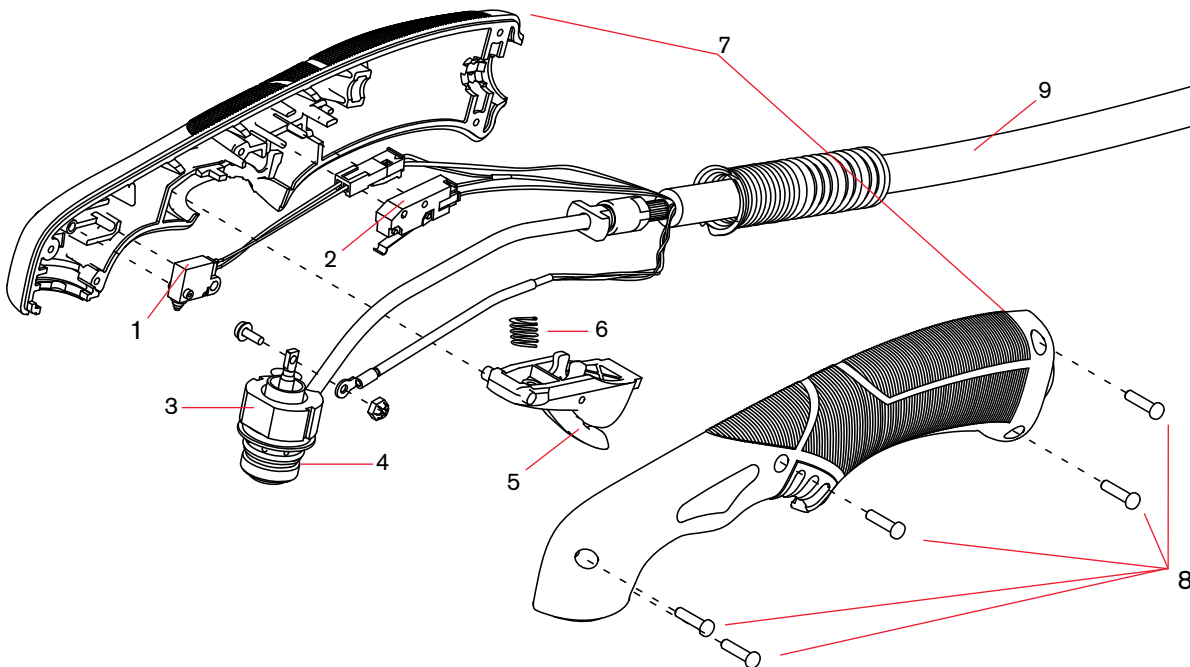


## AIR T30 hand torch parts

You can replace the entire hand torch and lead assembly, or you can replace individual torch components.

Item	Kit/Part number	Description
	428393 <sup>1</sup>	Kit: AIR T30 hand torch assembly with 4.6 m (15 foot) lead
1	228109	Kit: Torch cap-sensor switch
2	428162	Kit: Torch start switch
3	428394	Kit: AIR T30 torch body (includes o-ring)
4	428179	Kit: Replacement o-rings for torch body
5	428156	Kit: Torch trigger and spring
6	428182	Kit: Replacement springs for torch trigger
7	428381	Kit: AIR T30 torch handle (includes handle screws)
8	428181	Kit: AIR T30 torch replacement handle screws
9	428176	Kit: AIR T30 torch lead, 4.6 m (15'), with strain relief

<sup>1</sup>Assembly includes consumables.



See page 38 for current system part number information.

# Powermax45<sup>®</sup> XP

## Duramax<sup>®</sup> Lock hand/machine consumables



Minimum order quantity		1	1	5	5	1
Consumable type	Torch type	Shield/deflector	Retaining cap	Nozzle	Electrode	Swirl ring
Drag cutting (15-45 A)	Hand	220818 <sup>2</sup>	220854	220941 <sup>2</sup> (45 A)	220842 <sup>2</sup> or 220777 <sup>1,2</sup>	220857
Quantity in kit		2	1	7	7	1
Essential cutting kit - 851510 (15-45 A)	Hand	220818	220854	220941	220842	220857

<sup>1</sup>For longer consumable life when cutting metal 1/2 inch (12 mm) and under, check out the CopperPlus electrode (part number 220777).  
<sup>2</sup>Consumable available in bulk packaging. See order information below.



Minimum order quantity		1	1	5	5	1
Consumable type	Torch type	Shield/deflector	Retaining cap	Nozzle	Electrode	Swirl ring
Mechanized (15-45 A)	Machine	220817 <sup>2</sup> or 220955 <sup>3</sup>	220854 or 220953 ohmic	220941 <sup>2</sup> (45 A)	220842 <sup>2</sup> or 220777 <sup>1,2</sup>	220857
Quantity in kit		2	1	7	4	3
Essential cutting kit - 851511 or 851512 (ohmic) (15-45 A)	Machine	220817	220955	220941	220842	220777

<sup>1</sup>For longer consumable life when cutting metal 1/2 inch (12 mm) and under, check out the CopperPlus electrode (part number 220777).  
<sup>2</sup>Consumable available in bulk packaging. See order information below.  
<sup>3</sup>Deflector for unshielded cutting.



Minimum order quantity		1	1	5	5	1
Consumable type	Torch type	Shield/deflector	Retaining cap	Nozzle	Electrode	Swirl ring
Max control gouging <sup>3</sup> (26-45 A)	Hand/Machine	420480	220854	420419 <sup>2</sup>	220842 <sup>2</sup>	220857
Precision gouging (10-25 A)	Hand	420414	220854	420415	220842	220857
Marking (10-25 A)	Hand/Machine	420542	220854 or 220953 ohmic	420415	220842	220857

Precision gouging is a low amperage process ideal for spot weld removal.

See page 38 for current system part number information.

## Torch adapter

Part number

428951



Upgrade to the revolutionary Hypertherm cartridge for Powermax® systems consumable platform with the installation of a torch adapter. See pages 40–41 to learn more.



Minimum order quantity		1	1	5	5	1
Consumable type	Torch type	Shield/deflector	Retaining cap	Nozzle	Electrode	Swirl ring
FineCut® (30–45 A)	Hand	220931	220854 or 220953 (ohmic)	220930 <sup>2</sup>	220842 <sup>2</sup>	220947
	Machine	220955 or 220948 (ohmic)				

<sup>2</sup>Consumable available in bulk packaging. See order information below.



Minimum order quantity		1	1	1	1	1
Consumable type	Torch type	Retaining cap	Nozzle	Electrode	Swirl ring	
HyAccess drag cutting (15–45 A)	Hand	420413	420410	420408	220857	
HyAccess gouging (15–45 A)			420412			
Quantity in kit		1	1	1	2	1
HyAccess kit – 428414 (15–45 A)	Hand	420413	420410 (cutting)	420412 (gouging)	420408	220857
		HyAccess cutting only starter pack – 428445 <sup>5</sup> HyAccess gouging only starter pack – 428446 <sup>6</sup>				

<sup>5</sup>Starter pack contains 1 retaining cap (420413), 1 cutting nozzle (420410) and 1 electrode (420408)

<sup>6</sup>Starter pack contains 1 retaining cap (420413), 1 gouging nozzle (420412) and 1 electrode (420408)



Minimum order quantity		1	1	1	5	1
Consumable type	Torch type	Retaining ring	Retaining cap	Nozzle/shield assembly	Electrode	Swirl ring
FlushCut (30–45 A) <sup>7</sup>	Hand/Machine	420540	420536	420633	420635	420634
Quantity in kit		1	1	1	1	1
FlushCut kit – 428746 (30–45 A)	Hand/Machine	420540	420536	420633	420635	420634

<sup>7</sup>Not for use with Duramax retrofit torches

## Duramax® consumable bulk kits

Order quantity	25	25	25	25	10	10
Bulk kit part number	228934	228767	228761	228765	228763	228764
Contents	220777 electrode	220842 electrode	220930 nozzle	220941 nozzle	220817 shield	220818 shield



See page 38 for current system part number information.

# Duramax® Lock 75° hand torch parts

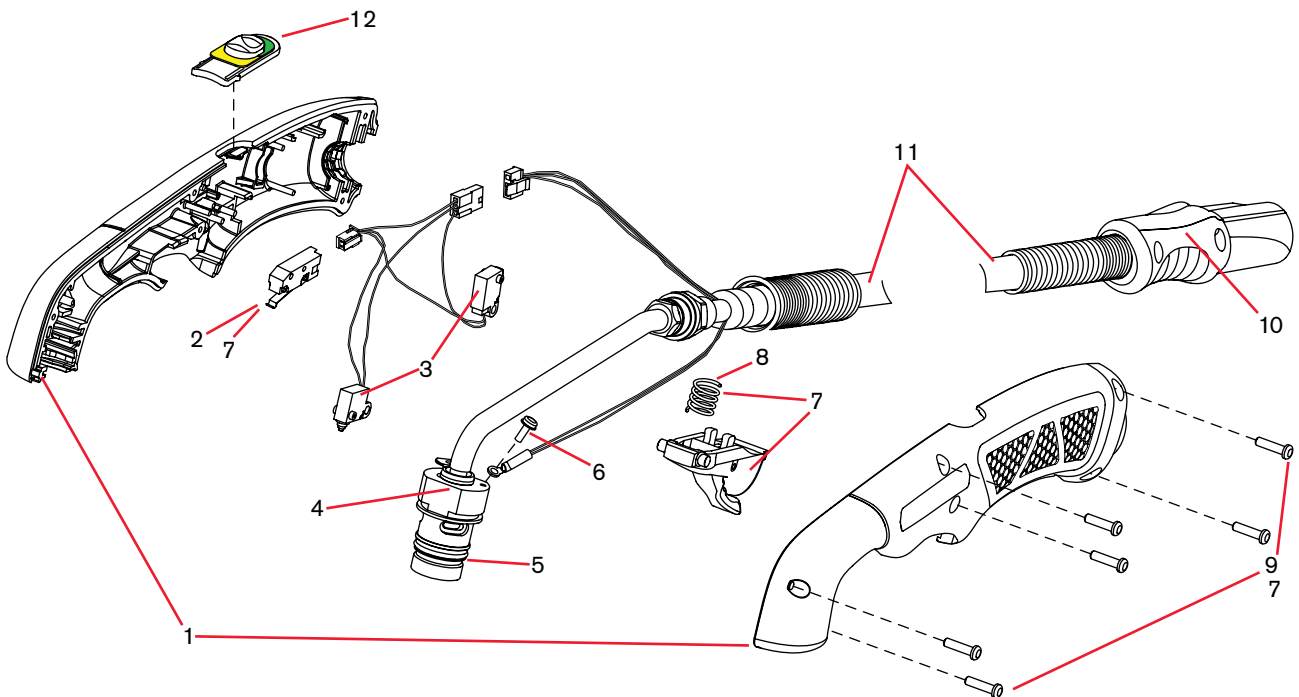
For use with the Powermax45® XP



## Duramax Lock 75° hand torch assembly

Item	Kit/Part number	Description
	088164 <sup>1</sup>	Duramax Lock 75° hand torch assembly with 6.1 m (20 foot) lead
	088165 <sup>1</sup>	Duramax Lock 75° hand torch assembly with 15 m (50 foot) lead
1	428590	Kit: 75° hand torch handle (with screws)
2	428162	Kit: Hand torch start switch
3	428594	Kit: Cap-sensor switch/torch-disable switch assembly for hand torch (includes wires and connectors)
4	428588	Kit: 75° hand torch main body (with O-ring)
5	428180	Kit: Replacement O-rings for torch body
6	075504	Pilot terminal screw
7	428156	Kit: Hand torch trigger and spring – includes start switch and screws for torch handle
8	428182	Kit: Replacement springs for hand torch trigger
9	428148	Kit: Replacement screws for torch handle
10	228314	Kit: Torch quick-disconnect repair (shell with button – does not include torch lead)
11	428592	Kit: Hand torch lead replacement, 6.1 m (20 foot)
11	428593	Kit: Hand torch lead replacement, 15 m (50 foot)
12	428595	Kit: Torch-disable slider for hand torch (with yellow/green label)

<sup>1</sup>The torch assembly does not include consumables.



See page 38 for current system part number information.

# Duramax® Lock 15° hand torch parts

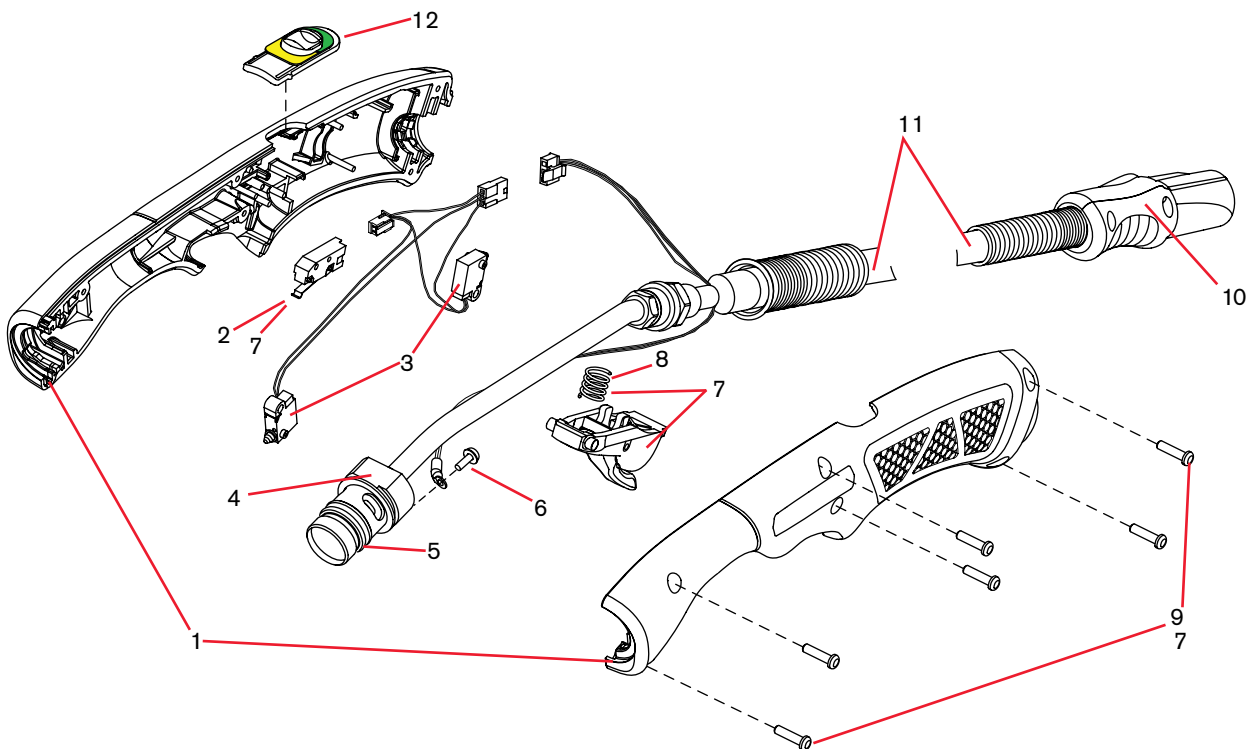
For use with the Powermax45® XP



## Duramax Lock 15° hand torch assembly

Item	Kit/Part number	Description
	088162 <sup>1</sup>	Duramax Lock 15° hand torch assembly with 6.1 m (20 foot) lead
	088163 <sup>1</sup>	Duramax Lock 15° hand torch assembly with 15 m (50 foot) lead
1	428591	Kit: 15° hand torch handle (with screws)
2	428162	Kit: Hand torch start switch
3	428594	Kit: Cap-sensor switch/torch-disable switch assembly for hand torch (includes wires and connectors)
4	428589	Kit: 15° hand torch main body (with O-ring)
5	428180	Kit: Replacement O-rings for torch body
6	075504	Pilot terminal screw
7	428156	Kit: Hand torch trigger and spring – includes start switch and screws for torch handle
8	428182	Kit: Replacement springs for hand torch trigger
9	428148	Kit: Replacement screws for torch handle
10	228314	Kit: Torch quick-disconnect repair (shell with button – does not include torch lead)
11	428592	Kit: Hand torch lead replacement, 6.1 m (20 foot)
11	428593	Kit: Hand torch lead replacement, 15 m (50 foot)
12	428595	Kit: Torch-disable slider for hand torch (with yellow/green label)

<sup>1</sup>The torch assembly does not include consumables.



See page 38 for current system part number information.

# Duramax® Lock 180° machine torch parts

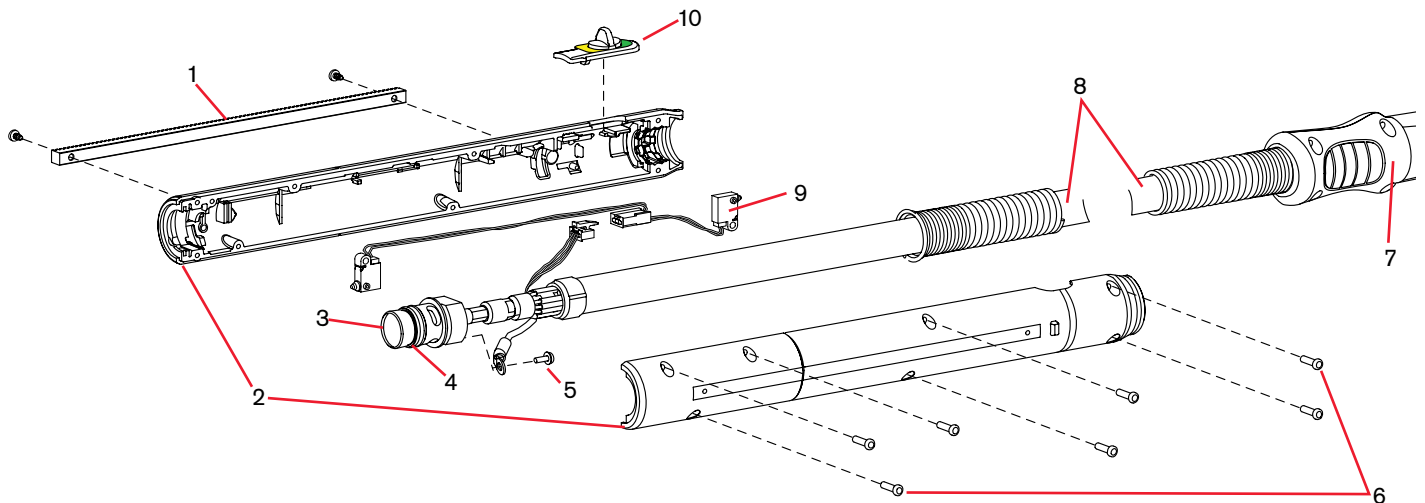
For use with the Powermax45® XP



## Duramax Lock 180° machine torch assembly

Item	Kit/Part number	Description
	088167*	Kit: Duramax Lock machine torch assembly with 7.6 m (25 foot) lead
	088168*	Kit: Duramax Lock machine torch assembly with 10.7 m (35 foot) lead
	088169*	Kit: Duramax Lock machine torch assembly with 15 m (50 foot) lead
1	428703	Kit: Removable 32-pitch gear rack (with screws)
2	428596	Kit: Machine torch shell (with screws)
3	428704	Kit: Torch main body replacement for machine torch
4	428180	Kit: Replacement O-rings for torch body
5	075504	Pilot terminal screw
6	428148	Kit: Replacement screws for torch shell
7	428260	Kit: Torch quick-disconnect repair (shell with button - does not include torch lead)
8	428699	Kit: Machine torch lead replacement, 7.6 m (25 foot)
8	428710	Kit: Machine torch lead replacement, 10.7 m (35 foot)
8	428700	Kit: Machine torch lead replacement, 15 m (50 foot)
9	428705	Kit: Cap-sensor switch/torch-disable switch assembly for machine torch (includes wires and connector)
10	428706 <sup>1</sup>	Kit: Torch-disable slider for machine torch (with yellow/green label)

<sup>1</sup>The torch assembly does not include consumables.



See page 38 for current system part number information.

# Duramax® 180° mini machine torch parts

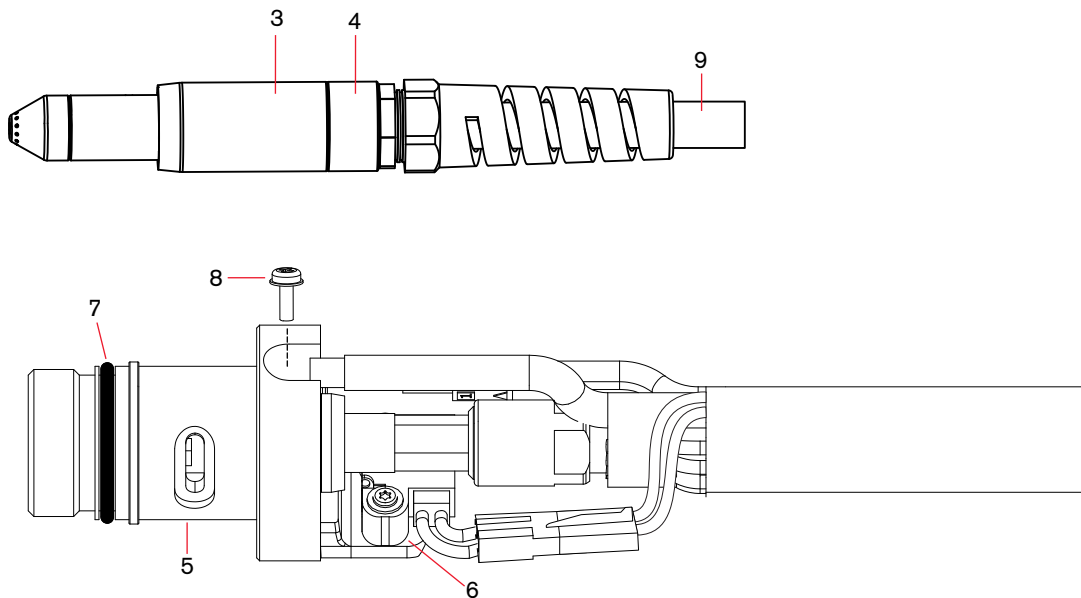
For use with the Powermax45® XP



## Duramax 180° mini torch assembly

Item	Kit/Part number	Description
	059481	Duramax 180° mini machine torch assembly with 4.5 m (15') lead
	059482	Duramax 180° mini machine torch assembly with 7.6 m (25') lead
	059483	Duramax 180° mini machine torch assembly with 10.7 m (35') lead
	059484	Duramax 180° mini machine torch assembly with 15.2 m (50') lead
3	220956	Kit: Duramax 180°/Duramax 180° mini torch front mounting sleeve
4	228736	Kit: Duramax 180°/Duramax 180° mini torch adapter ring (coupler)
5	228716	Kit: Duramax 180°/Duramax 180° mini torch main body replacement
6	228720	Kit: Cap-sensor switch replacement
7	058519	O-ring
8	075504	Pilot terminal screw
9	228730	Kit: Duramax 180°/Duramax 180° mini torch lead replacement, 4.5 m (15')
9	228731	Kit: Duramax 180°/Duramax 180° mini torch lead replacement, 7.6 m (25')
9	228732	Kit: Duramax 180°/Duramax 180° mini torch lead replacement, 10.7 m (35')
9	228733	Kit: Duramax 180°/Duramax 180° mini torch lead replacement, 15.2 m (50')
9	228734	Kit: Duramax 180°/Duramax 180° mini torch lead replacement, 22.8 m (75')
	128650	Remote start pendant for machine torch, 7.6 m (25')
	128651	Remote start pendant for machine torch, 15.2 m (50')
	128652	Remote start pendant for machine torch, 22.8 m (75')
	223125 <sup>1</sup>	Kit: 65 A Work lead with hand clamp, 7.6 m (25')

<sup>1</sup>Other work lead options available.



See page 38 for current system part number information.

# Duramax® 180° robotic torch parts

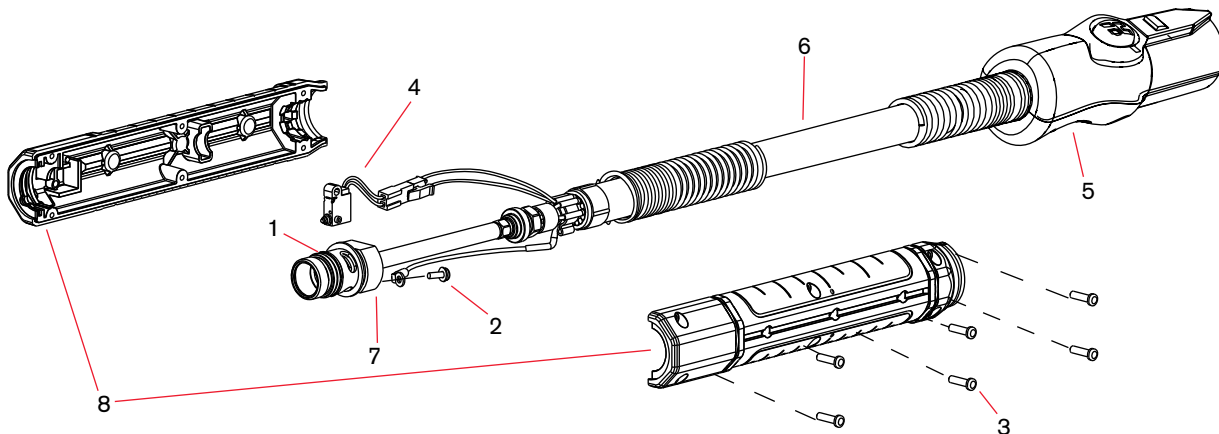
For use with the Powermax45® XP



## Duramax 180° robotic torch assembly

The entire Duramax 180° robotic torch assembly with leads can be replaced, or individual component parts can be replaced.

Item	Kit/Part number	Description
	059466	Duramax 180° robotic torch assembly with 7.6 m (25') lead
	059587	Duramax 180° robotic torch assembly with 15.2 m (50') lead
1	058519	O-ring
2	075504	Pilot terminal screw
3	075714	#4 x 1/2 slotted TORX pan head screws
4	228109	Kit: Cap-sensor switch replacement
5	428260	Kit: FastConnect replacement
6	228852	Kit: Robotic torch lead replacement, 7.6 m (25')
7	228853	Kit: 180° Robotic torch main body replacement
8	228856	Kit: 180° Robotic torch positioning barrel replacement
	228806	Kit: Robotic torch clamp assembly



See page 38 for current system part number information.



# Duramax® 90° robotic torch parts

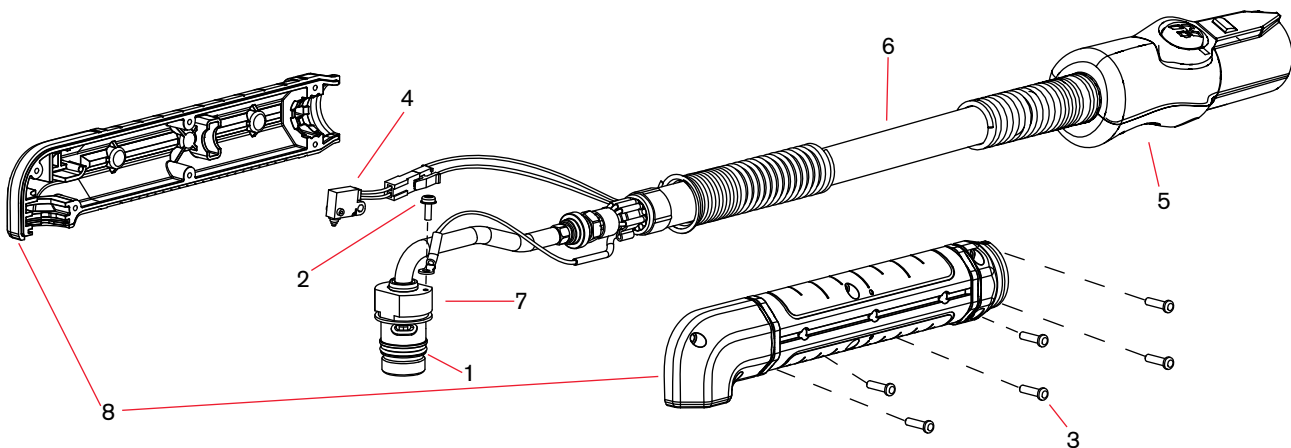
For use with the Powermax45® XP



## Duramax 90° robotic torch assembly

The entire Duramax 90° robotic torch assembly with leads can be replaced, or individual component parts can be replaced.

Item	Kit/Part number	Description
	059465	Duramax 90° robotic torch assembly with 7.6 m (25') lead
	059586	Duramax 90° robotic torch assembly with 15.2 m (50') lead
1	058519	O-ring
2	075504	Pilot terminal screw
3	075714	#4 x 1/2 slotted TORX pan head screws
4	228109	Kit: Cap-sensor switch replacement
5	428260	Kit: FastConnect replacement
6	228852	Kit: Robotic torch lead replacement, 7.6 m (25')
7	228854	Kit: 90° Robotic torch main body replacement
8	228857	Kit: 90° Robotic torch positioning barrel replacement
	228806	Kit: Robotic torch clamp assembly



See page 38 for current system part number information.

# Duramax® 45° robotic torch parts

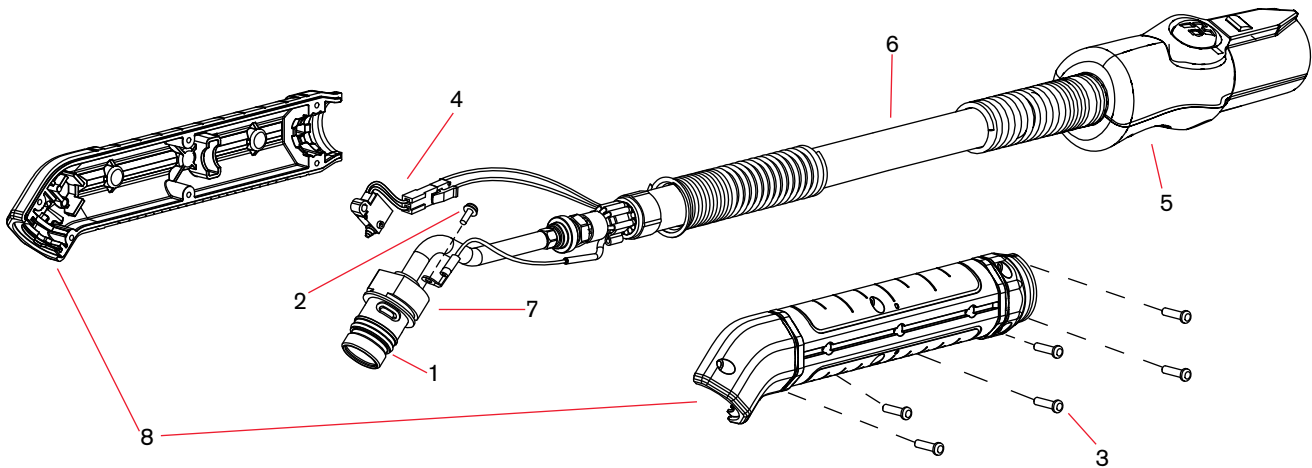
For use with the Powermax45® XP



## Duramax 45° robotic torch assembly

The entire Duramax 45° robotic torch assembly with leads can be replaced, or individual component parts can be replaced.

Item	Kit/Part number	Description
	059464	Duramax 45° robotic torch assembly with 7.6 m (25') lead
	059585	Duramax 45° robotic torch assembly with 15.2 m (50') lead
1	058519	O-ring
2	075504	Pilot terminal screw
3	075714	#4 x 1/2 slotted TORX pan head screws
4	228109	Kit: Cap-sensor switch replacement
5	428260	Kit: FastConnect replacement
6	228852	Kit: Robotic torch lead replacement, 7.6 m (25')
7	228855	Kit: 45° Robotic torch main body replacement
8	228858	Kit: 45° Robotic torch positioning barrel replacement
	228806	Kit: Robotic torch clamp assembly



See page 38 for current system part number information.



Hypertherm

  
Powermax 45 XP

# Powermax65/85/105 SYNC®

SmartSYNC™ hand/machine torch cartridges



Channel partner minimum order quantity			5	Powermax65 SYNC	Powermax85 SYNC	Powermax105 SYNC
Process	Amps	Part number				
Drag cutting	45	428927		●	●	●
	65	428931		●	●	●
	85	428935			●	●
	105	428937				●

Channel partner minimum order quantity			1			
FineCut hand cutting	30-45	428928		●	●	●



Channel partner minimum order quantity			5			
Mechanized cutting	45	428925		●	●	●
	65	428930		●	●	●
	85	428934			●	●
	105	428936				●

FineCut mechanized cutting	30-45	428926		●	●	●
----------------------------	-------	--------	--	---	---	---

No channel partner minimum order quantity						
Ohmic ring kit (3) rings per kit		428895		●	●	●



Channel partner minimum order quantity			5			
Max removal gouging	45-85	428932		●	●	
	105	428938				●
Max control gouging	45-85	428933		●	●	
	105	428939				●



Channel partner minimum order quantity			1			
FlushCut™	65	428952		●	●	●
	85	428953			●	●
	105	428954				●

A dramatically simplified consumable platform combined with advanced torch communication for automated set-up makes Hypertherm's new Powermax65/85/105 SYNC® plasma systems the smarter choice for any cutting or gouging application.

### SmartSYNC™ torches

- Advanced torch technology for enabling automated process set-up
- Convenient power and amperage adjustment controls for hand torches

### Cartridge



- Single-piece
- Color coded cartridges are easy to identify by process
- Simplifies consumable inventory management

### Auto-set power supply

- Automated process and amperage setting
- Data display



Active/Inactive/Fault LED  
 Gouging mode LED  
 7-step amperage LED scale  
 Amperage adjustment button  
 Torch lock switch



Hanover, New Hampshire, USA

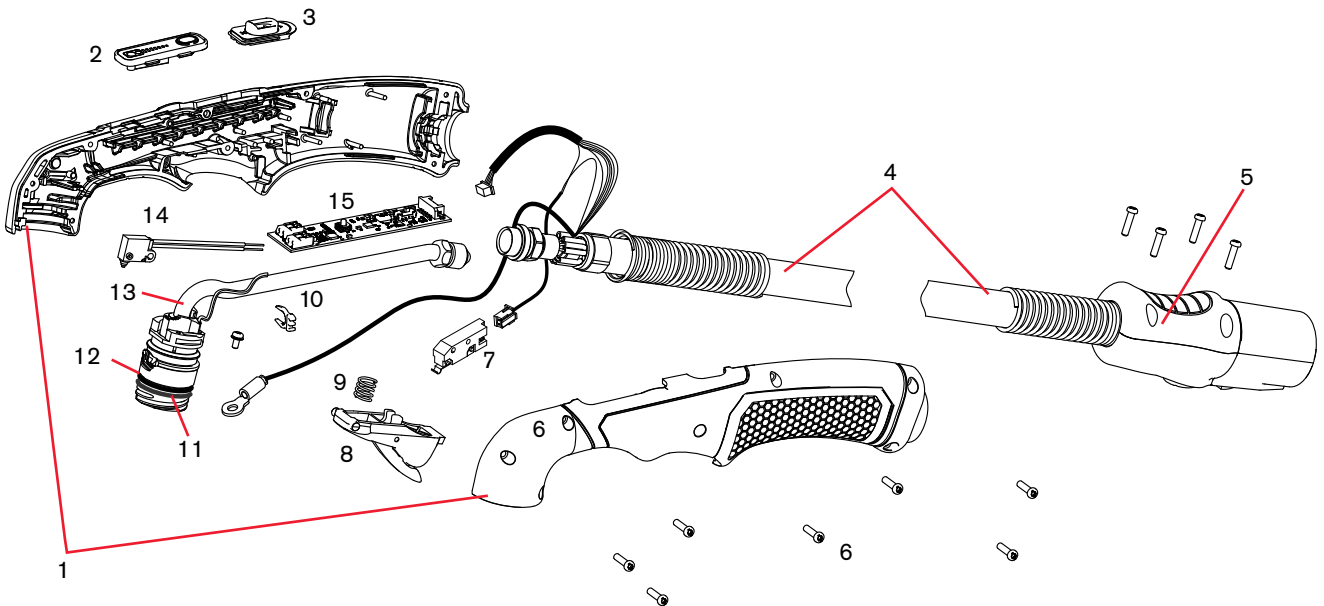
# SmartSYNC™ 75° hand torch parts

For use with the Powermax65/85,105 SYNC™



## SmartSYNC 75° hand torch assembly

Item	Kit/Part number	Description
	059726	SmartSYNC 75° hand torch assembly with 7.6 m (25 foot) lead
	059727	SmartSYNC 75° hand torch assembly with 15 m (50 foot) lead
	059728	SmartSYNC 75° hand torch assembly with 23 m (75 foot) lead
1	428856	Kit: Handle for 75° hand torch, with 7 screws
2	428873	Kit: Amperage-adjustment control
3	428871	Kit: Torch-lock slider, with yellow and green label
4	428852	Kit: Lead for hand torch, 7.6 m (25 foot)
4	428853	Kit: Lead for hand torch, 15 m (50 foot)
4	428854	Kit: Lead for hand torch, 23 m (75 foot)
5	428863	Kit: Quick-disconnect shell, with button, lever, and 4 screws (does not include torch lead connector)
6	428148	Kit: Screws for torch handle, 7 per kit
7	428958	Kit: Start switch
8	428156	Kit: Trigger, with spring, start switch, and 7 screws for torch handle
9	428182	Kit: Spring for trigger, 5 per kit
10	428877	Kit: Clip for RFID wires, 2 per kit
11	528066	Kit: Torch contact ring, 2 per kit (for torch head)
12	428950	Kit: O-ring, 5 per kit (for torch head)
13	428858	Kit: Body for 75° hand torch, with terminal screw (1/4 inch), 7 screws for torch handle, silicone lubricant, and thread locker
14	428865	Kit: Cap-sensor switch for 75° hand torch
15	428869	Kit: Radio-frequency printed circuit board



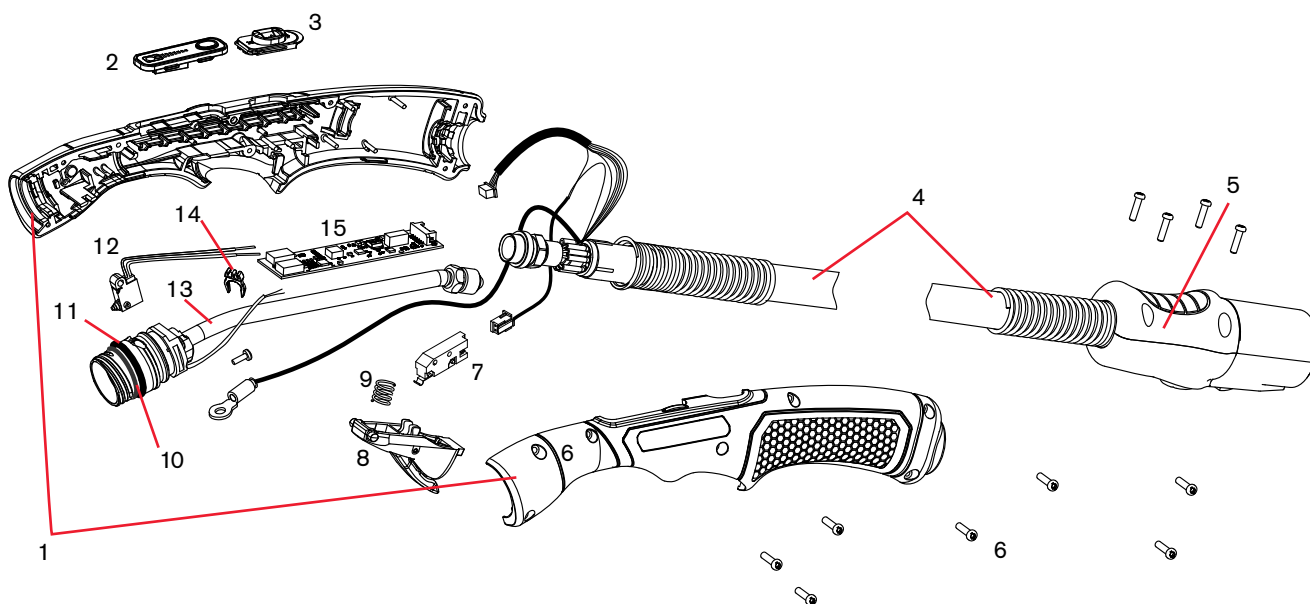
# SmartSYNC™ 15° hand torch parts

For use with the Powermax65/85,105 SYNC™



## SmartSYNC 15° hand torch assembly

Item	Kit/Part number	Description
	059723	SmartSYNC 15° hand torch assembly with 7.6 m (25 foot) lead
	059724	SmartSYNC 15° hand torch assembly with 15 m (50 foot) lead
	059725	SmartSYNC 15° hand torch assembly with 23 m (75 foot) lead
1	428855	Kit: Handle for 15° hand torch, with 7 screws
2	428873	Kit: Amperage-adjustment control
3	428871	Kit: Torch-lock slider, with yellow and green label
4	428852	Kit: Lead for hand torch, 7.6 m (25 foot)
4	428853	Kit: Lead for hand torch, 15 m (50 foot)
4	428854	Kit: Lead for hand torch, 23 m (75 foot)
5	428863	Kit: Quick-disconnect shell, with button, lever, and 4 screws (does not include torch lead or connector)
6	428148	Kit: Screws for torch handle, 7 per kit
7	428958	Kit: Start switch
8	428156	Kit: Trigger, with spring, start switch, and 7 screws for torch handle
9	428182	Kit: Spring for trigger, 5 per kit
10	528066	Kit: Torch contact ring, 2 per kit (for torch head)
11	428950	Kit: O-ring, 5 per kit (for torch head)
12	428864	Kit: Cap-sensor switch for 15° hand torch
13	428857	Kit: Body for 15° hand torch, with terminal screw (1/4 inch), 7 screws for torch handle, silicone lubricant, and thread locker
14	428877	Kit: Clip for RFID wires, 2 per kit
15	428869	Kit: Radio-frequency printed circuit board



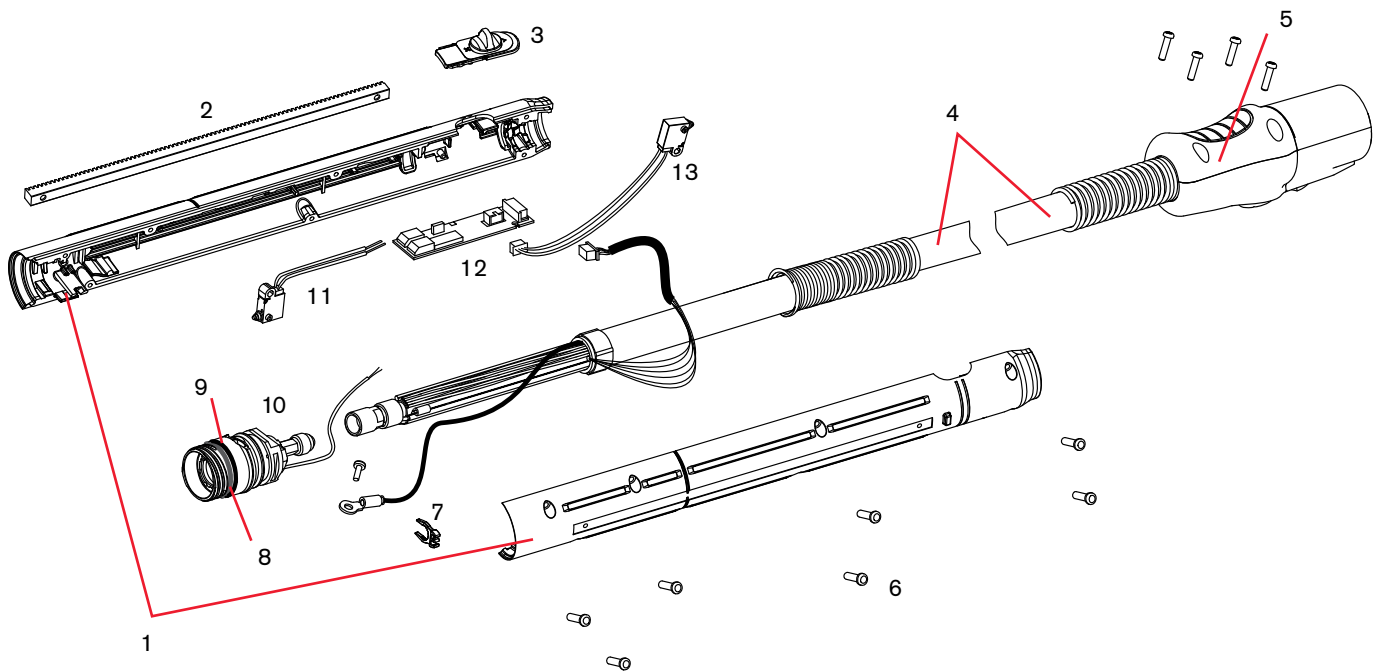
# SmartSYNC™ 180° machine torch parts

For use with the Powermax65/85,105 SYNC™



## SmartSYNC 180° machine torch assembly

Item	Kit/Part number	Description
	059719	SmartSYNC full-length machine torch assembly with 7.6 m (25 foot) lead
	059720	SmartSYNC full-length machine torch assembly with 10.7 m (35 foot) lead
	059721	SmartSYNC full-length machine torch assembly with 15 m (50 foot) lead
	059722	SmartSYNC full-length machine torch assembly with 23 m (75 foot) lead
1	428874	Kit: Shell for full-length machine torch
2	428703	Kit: Gear rack for full-length machine torch
3	428872	Kit: Torch-lock slider for full-length machine torch, with yellow and green label
4	428847	Kit: Lead for full-length machine torch, 4.6 m (15 foot)
4	428848	Kit: Lead for full-length machine torch, 7.6 m (25 foot)
4	428849	Kit: Lead for full-length machine torch, 10.7 m (35 foot)
4	428850	Kit: Lead for full-length machine torch, 15 m (50 foot)
4	428851	Kit: Lead for full-length machine torch, 23 m (75 foot)
5	428863	Kit: Quick-disconnect shell, with button, lever, and 4 screws (does not include torch lead or connector)
6	428148	Kit: Screws for torch shell, 7 per kit
7	428877	Kit: Clip for RFID wires, 2 per kit
8	528066	Kit: Torch contact ring, 2 per kit (for torch head)
9	428950	Kit: O-ring, 5 per kit (for torch head)
10	428859	Kit: Body for full-length machine torch, with terminal screw (1/4 inch), 7 screws for torch handle, and silicone lubricant
11	428866	Kit: Cap-sensor switch for full-length machine torch
12	428870	Kit: Radio-frequency printed circuit board
13	428868	Kit: Switch assembly for torch-lock slider for full-length machine torch





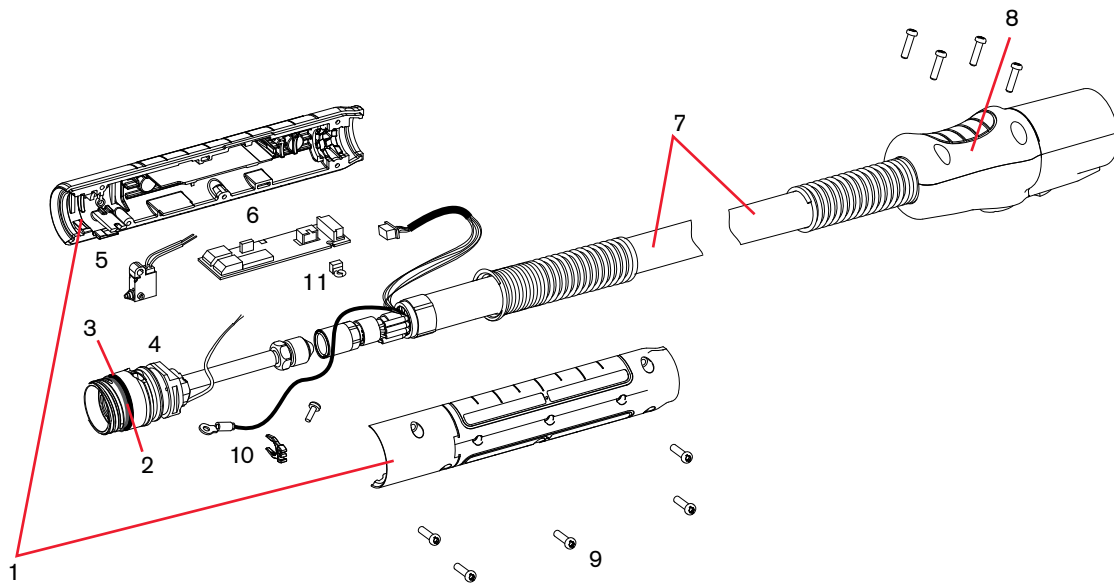
# SmartSYNC™ 180° mini machine parts

For use with the Powermax65/85,105 SYNC™




## SmartSYNC 180° mini torch assembly

Item	Kit/Part number	Description
	059733	SmartSYNC mini machine torch assembly with 4.6 m (15 foot) lead
	059734	SmartSYNC mini machine torch assembly with 7.6 m (25 foot) lead
	059735	SmartSYNC Mini machine torch assembly with 15 m (50 foot) lead
1	428896	Kit: Shell for mini machine torch
2	528066	Kit: Torch contact ring, 2 per kit (for torch head)
3	428950	Kit: O-ring, 5 per kit (for torch head)
4	428860	Kit: Body for mini machine torch, with terminal screw (1/4 inch), 7 screws for torch handle, and silicone lubricant
5	428867	Kit: Cap-sensor switch for mini machine torch
6	428870	Kit: Radio-frequency printed circuit board
7	428901	Kit: Mini machine torch lead, 4.6 m (15 foot)
7	428900	Kit: Mini machine torch lead, 7.6 m (25 foot)
7	428902	Kit: Mini machine torch lead, 10.7 m (35 foot)
7	428903	Kit: Mini machine torch lead, 15 m (50 foot)
7	428904	Kit: Mini machine torch lead, 23 m (75 foot)
8	428863	Kit: Quick-disconnect shell, with button, lever, and 4 screws (does not include torch lead or connector)
9	428148	Kit: Screws for torch shell, 7 per kit
10	428877	Kit: Clip for RFID wires, 2 per kit
11	428899	Kit: Jumper wire for mini machine torch board




# Powermax125®


## Duramax® Hyamp™ hand/machine torch consumables



Minimum order quantity		1	1	5	5	1
Consumable type	Torch type	Shield/deflector	Retaining cap	Nozzle	Electrode	Swirl ring
Drag cutting (30-125 A)	Hand	420172 (45 A)	220977	420158 (45 A)	220971	220997
		420172 (65 A)		420169 (65 A)		
		420000 (125 A)		220975 (125 A)		
Quantity in kit		2	1	6	6	1
Essential cutting kit – 851474 (30-125 A)	Hand	420000	220977	220975	220971	220997



Minimum order quantity		1	1	5	5	1
Consumable type	Torch type	Shield/deflector	Retaining cap	Nozzle	Electrode	Swirl ring
Mechanized (30-125 A)	Machine	420168 (45 A)	220977 or 420156 (ohmic)	420158 (45 A)	220971	220997
		420168 (65 A)		420169 (65 A)		
		220976 (65-125 A)		220975 (125 A)		
Quantity in kit		2	1	1	4	6
Essential cutting kit – 851475 or 851476 (ohmic) (30-125 A)	Machine	420168 (45-65 A) 220976 (65-125 A)	220977 or 420156 ohmic	420158 (65 A) 420169 (105 A)	220975	220971



Minimum order quantity		1	1	5	5	1
Consumable type	Torch type	Shield/deflector	Retaining cap	Nozzle	Electrode	Swirl ring
Max removal gouging <sup>1</sup> (65-125 A)	Hand/Machine	420112	220977	420001	220971	220997
Max control gouging <sup>2</sup> (65-125 A)	Hand/Machine	420509				

<sup>1</sup>The Max removal gouging shield is designed for aggressive metal removal, a deep gouge profiles and extreme metal washing.

<sup>2</sup>The Max control gouging shield is designed for more precise metal removal, shallower gouge profiles and light metal washing.

See page 38 for current system part number information.



Minimum order quantity		1	1	5	5	1
Consumable type	Torch type	Shield/deflector	Retaining cap	Nozzle	Electrode	Swirl ring
FineCut® (30-45 A)	Hand Machine	420152	220977 or 420156 (ohmic)	420151	220971	420159 220997



Minimum order quantity		1	1	1	1	1
Consumable type	Torch type	Retaining ring	Retaining cap	Nozzle/shield assembly	Electrode	Swirl ring
Hyamp FlushCut (85-125 A)	Hand/Machine	420485	420490	420489	420553	420484
Quantity in kit		1	1	1	1	1
FlushCut kit - 428713 (85-125 A)	Hand/Machine	420485	420490	420489	420553	420484



See page 38 for current system part number information.

# Duramax® Hyamp™ 85° hand torch parts

For use with the Powermax125®



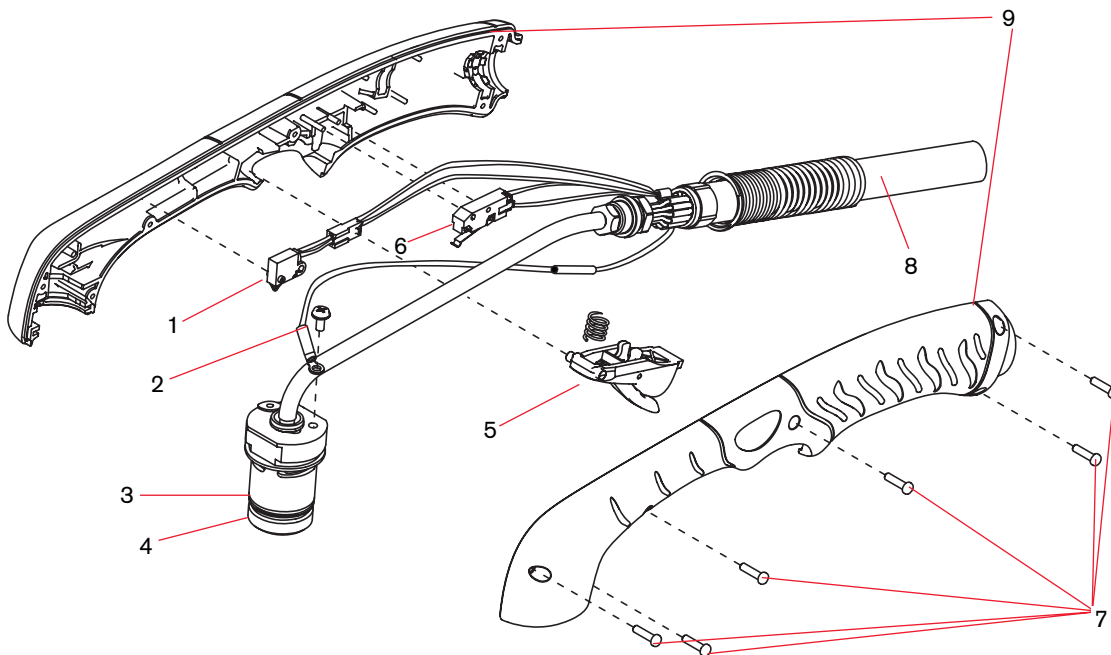
## Duramax Hyamp 85° hand torch parts

The entire hand torch and lead assembly can be replaced, or individual component parts can be replaced. Use the following part numbers to replace the entire Duramax Hyamp 85° hand torch assembly. Part numbers starting with 059 indicate complete torch and lead assemblies. Please note Duramax Hyamp torches and consumables are also compatible for use with Powermax45 XP/65/85/105 systems.

Item	Kit/Part number	Description
	059492 <sup>1</sup>	Duramax Hyamp 85° hand torch assembly with 7.6 m (25') lead
	059493 <sup>1</sup>	Duramax Hyamp 85° hand torch assembly with 15 m (50') lead
	059494 <sup>1</sup>	Duramax Hyamp 85° hand torch assembly with 23 m (75') lead
	059665 <sup>2</sup>	Duramax Hyamp 85° hand torch assembly with 45.7 m (150') lead
1	228719	Kit: Duramax and Duramax Hyamp hand torch cap-sensor switch
2	075696	Pilot terminal screw
3	428158	Kit: Duramax Hyamp 85° hand torch main body
4	428253	Kit: Duramax Hyamp O-ring (5)
5	428156	Kit: Duramax Hyamp hand torch trigger with spring
6	428162	Kit: Duramax Hyamp start switch
7	428148	Kit: Duramax Hyamp hand torch handle screws
8	428159	Kit: Duramax Hyamp hand torch lead, 7.6 m (25')
8	428160	Kit: Duramax Hyamp hand torch lead, 15 m (50')
8	428161	Kit: Duramax Hyamp hand torch lead, 23 m (75')
8	428762	Kit: Duramax Hyamp hand torch lead, 45.7 m (150')
9	428155	Kit: Duramax Hyamp 85° torch handle
	428260	Kit: Duramax and Duramax Hyamp torch quick disconnect repair (lead side)

<sup>1</sup>The torch assembly does not include consumables.

<sup>2</sup>This torch is only compatible with Powermax125s built after November 14, 2017 (serial number 125-007944 or higher) or that have had the DSP board replaced with a board built after this date.



See page 38 for current system part number information.

# Duramax® Hyamp™ 15° hand torch parts

For use with the Powermax125®



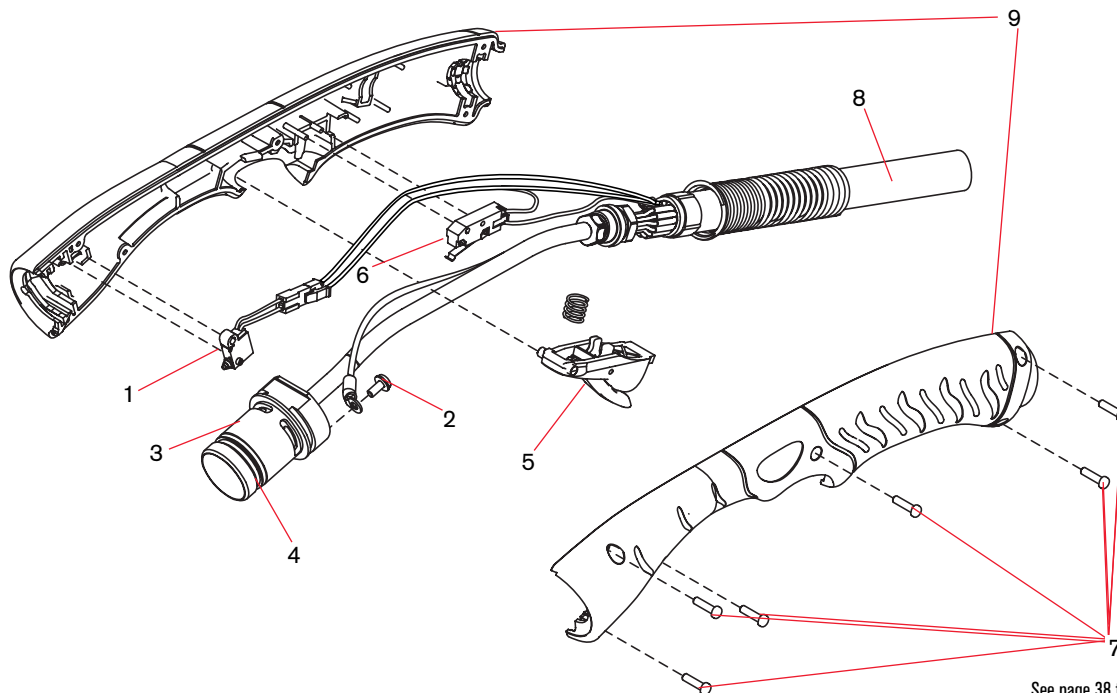
## Duramax Hyamp 15° hand torch parts

The entire hand torch and lead assembly can be replaced, or individual component parts can be replaced. Use the following part numbers to replace the entire Duramax Hyamp 85° hand torch assembly. Part numbers starting with 059 indicate complete torch and lead assemblies. Please note Duramax Hyamp torches and consumables are also compatible for use with Powermax45 XP/65/85/105 systems.

Item	Kit/Part number	Description
	059495 <sup>1</sup>	Duramax Hyamp 15° hand torch assembly with 7.6 m (25') lead
	059496 <sup>1</sup>	Duramax Hyamp 15° hand torch assembly with 15 m (50') lead
	059497 <sup>1</sup>	Duramax Hyamp 15° hand torch assembly with 23 m (75') lead
	059664 <sup>2</sup>	Duramax Hyamp 15° hand torch assembly with 45.7 m (150') lead
1	228719	Kit: Duramax and Duramax Hyamp hand torch cap-sensor switch
2	075696	Pilot terminal screw
3	428157	Kit: Duramax Hyamp 15° hand torch main body
4	428253	Kit: Duramax Hyamp O-ring (5)
5	428156	Kit: Duramax Hyamp hand torch trigger with spring
6	428162	Kit: Duramax Hyamp start switch
7	428148	Kit: Duramax Hyamp hand torch handle screws
8	428159	Kit: Duramax Hyamp hand torch lead, 7.6 m (25')
8	428160	Kit: Duramax Hyamp hand torch lead, 15 m (50')
8	428161	Kit: Duramax Hyamp hand torch lead, 23 m (75')
8	428762	Kit: Duramax Hyamp hand torch lead, 45.7 m (150')
9	428154	Kit: Duramax Hyamp 15° torch handle
	428260	Kit: Duramax and Duramax Hyamp torch quick disconnect repair (lead side)

<sup>1</sup>The torch assembly does not include consumables.

<sup>2</sup>This torch is only compatible with Powermax125s built after November 14, 2017 (serial number 125-007944 or higher) or that have had the DSP board replaced with a board built after this date.



See page 38 for current system part number information.

# Duramax® Hyamp™ 180° full-length machine torch parts

For use with the Powermax125®

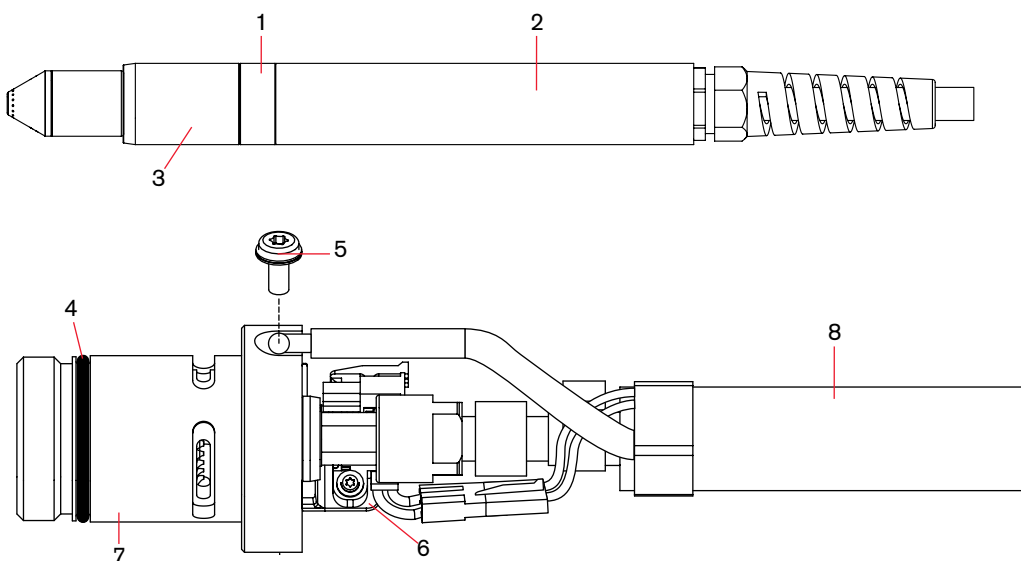


## Duramax Hyamp 180° full-length machine torch assembly

The entire machine torch and lead assembly can be replaced, or individual component parts can be replaced. Use the following part numbers to replace the entire Duramax Hyamp 180° full-length machine torch assembly. Part numbers starting with 059 indicate complete torch and lead assemblies. The standard OD on Duramax Hyamp torches is 45 mm (1.75"). Please note Duramax Hyamp torches and consumables are also compatible for use with Powermax45 XP/65/85/105 systems.

Item	Kit/Part number	Description
	059519 <sup>1</sup>	Duramax Hyamp 180° full-length machine torch assembly with 4.6 m (15') lead
	059520 <sup>1</sup>	Duramax Hyamp 180° full-length machine torch assembly with 7.6 m (25') lead
	059521 <sup>1</sup>	Duramax Hyamp 180° full-length machine torch assembly with 10.7 m (35') lead
	059522 <sup>1</sup>	Duramax Hyamp 180° full-length machine torch assembly with 15 m (50') lead
	059523 <sup>1</sup>	Duramax Hyamp 180° full-length machine torch assembly with 23 m (75') lead
1	428248	Kit: Duramax Hyamp 180° machine torch coupler
2	428144	Kit: Duramax Hyamp 180° full-length machine torch positioning sleeve
3	428145	Kit: Duramax Hyamp 180° machine torch mounting sleeve
4	428253	Kit: Duramax Hyamp O-ring (5)
5	075696	Pilot terminal screw
6	228720	Kit: Duramax/Hyamp/MRT 180° machine torch cap-sensor switch
7	428147	Kit: Duramax Hyamp 180° machine torch main body
8	428149	Kit: Duramax Hyamp 180° machine torch lead, 4.6 m (15')
8	428150	Kit: Duramax Hyamp 180° machine torch lead, 7.6 m (25')
8	428151	Kit: Duramax Hyamp 180° machine torch lead, 10.7 m (35')
8	428152	Kit: Duramax Hyamp 180° machine torch lead, 15 m (50')
8	428153	Kit: Duramax Hyamp 180° machine torch lead, 23 m (75')
	428260	Kit: Duramax and Duramax Hyamp torch quick disconnect repair (lead side)

<sup>1</sup>The torch assembly does not include consumables.



See page 38 for current system part number information.

# Duramax® Hyamp™ mini machine torch parts

For use with the Powermax125®



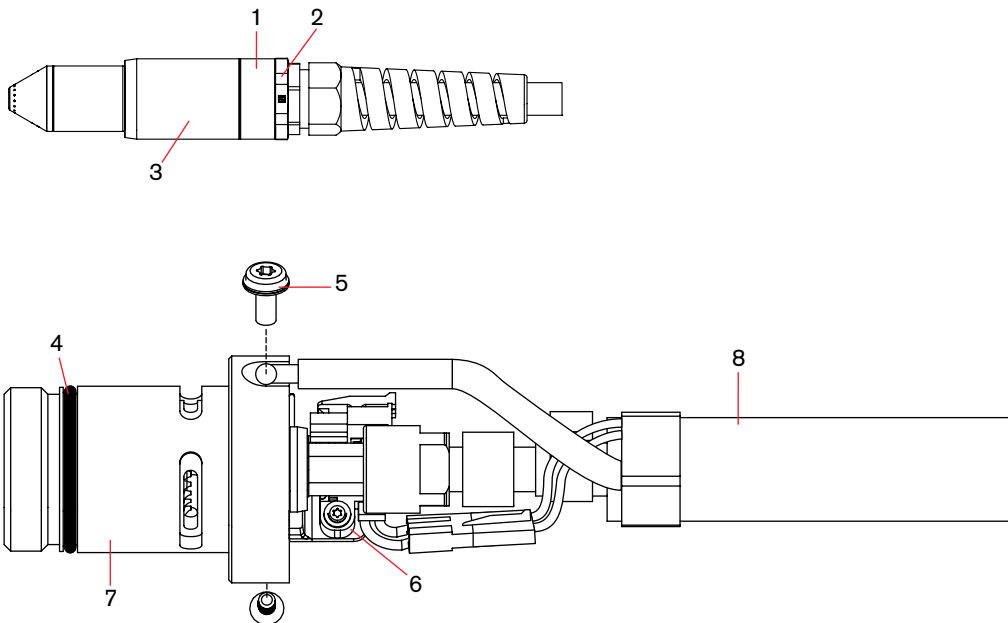
## Duramax Hyamp 180° mini machine torch assembly

The entire machine torch and lead assembly can be replaced, or individual component parts can be replaced. Use the following part numbers to replace the entire Duramax Hyamp 180° mini machine torch assembly. Part numbers starting with 059 indicate complete torch and lead assemblies. Please note Duramax Hyamp torches and consumables are also compatible for use with Powermax45 XP/65/85/105 systems.

Item	Kit/Part number	Description
	059514 <sup>1</sup>	Duramax Hyamp 180° mini machine torch assembly with 4.6 m (15') lead
	059515 <sup>1</sup>	Duramax Hyamp 180° mini machine torch assembly with 7.6 m (25') lead
	059516 <sup>1</sup>	Duramax Hyamp 180° mini machine torch assembly with 10.7 m (35') lead
	059517 <sup>1</sup>	Duramax Hyamp 180° mini machine torch assembly with 15 m (50') lead
	059666 <sup>2</sup>	Duramax Hyamp 180° mini machine torch assembly with 45.7 m (150') lead
1	428248	Kit: Duramax Hyamp 180° machine torch coupler
2	428146	Kit: Duramax Hyamp 180° mini machine torch adapter ring
3	428145	Kit: Duramax Hyamp 180° machine torch mounting sleeve
4	428253	Kit: Duramax Hyamp o-ring (5)
5	075696	Pilot terminal screw
6	228720	Kit: Duramax/Hyamp/MRT 180° machine torch cap-sensor switch
7	428147	Kit: Duramax Hyamp 180° machine torch main body
8	428149	Kit: Duramax Hyamp 180° machine torch lead, 4.6 m (15')
8	428150	Kit: Duramax Hyamp 180° machine torch lead, 7.6 m (25')
8	428151	Kit: Duramax Hyamp 180° machine torch lead, 10.7 m (35')
8	428152	Kit: Duramax Hyamp 180° machine torch lead, 15 m (50')
8	428761	Kit: Duramax Hyamp 180° machine torch lead, 45.7m (150')
	428260	Kit: Duramax and Duramax Hyamp torch quick disconnect repair (lead side)

<sup>1</sup>The torch assembly does not include consumables.

<sup>2</sup>This torch is only compatible with Powermax125s built after November 14, 2017 (serial number 125-007944 or higher) or that have had the DSP board replaced with a board built after this date.



See page 38 for current system part number information.

# Duramax® Hyamp™ 180° robotic torch parts

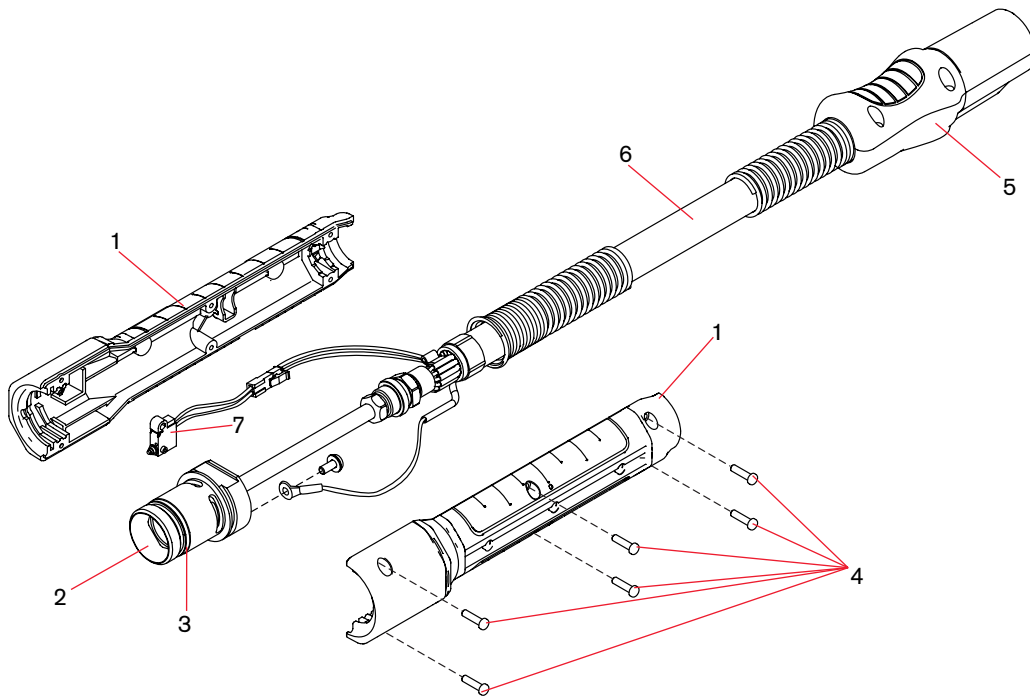
For use with the Powermax125®



## Duramax Hyamp 180° robotic torch assembly

The entire Duramax Hyamp 180° robotic torch assembly with leads can be replaced, or individual component parts can be replaced. Please note Duramax Hyamp torches and consumables are also compatible for use with Powermax45 XP/65/85/105 systems.

Item	Kit/Part number	Description
	059566	Duramax Hyamp 180° robotic torch assembly with leads, 7.6 m (25')
1	428295	Kit: Duramax Hyamp 180° robotic torch barrel
2	428298	Kit: Duramax Hyamp 180° robotic torch main body
3	428253	Kit: Duramax Hyamp O-ring (5)
4	075714	Positioning barrel screws
5	428260	Kit: FastConnect
6	428292	Kit: Duramax Hyamp robotic torch lead, 7.6 m (25')
7	228109	Kit: Cap-sensor switch
	228806	Kit: Robotic torch clamp assembly



See page 38 for current system part number information.



# Duramax® Hyamp™ 90° robotic torch parts

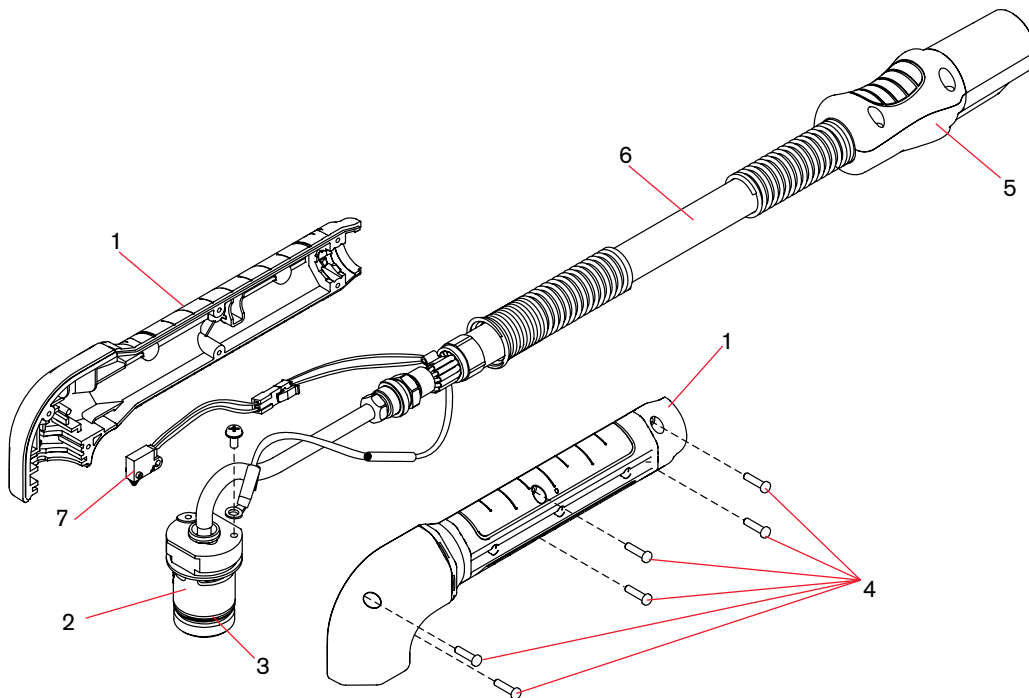
For use with the Powermax125®



## Duramax Hyamp 90° robotic torch assembly

The entire Duramax Hyamp 90° robotic torch assembly with leads can be replaced, or individual component parts can be replaced. Please note Duramax Hyamp torches and consumables are also compatible for use with Powermax45 XP/65/85/105 systems.

Item	Kit/Part number	Description
	059565	Duramax Hyamp 90° robotic torch assembly with leads, 7.6 m (25')
1	428294	Kit: Duramax Hyamp 90° robotic torch barrel
2	428297	Kit: Duramax Hyamp 90° robotic torch main body
3	428253	Kit: Duramax Hyamp o-ring (5)
4	075714	Positioning barrel screws
5	428260	Kit: FastConnect
6	428292	Kit: Duramax Hyamp robotic torch lead, 7.6 m (25')
7	228109	Kit: Cap-sensor switch
	228806	Kit: Robotic torch clamp assembly



See page 38 for current system part number information.

# Duramax® Hyamp™ 45° robotic torch parts

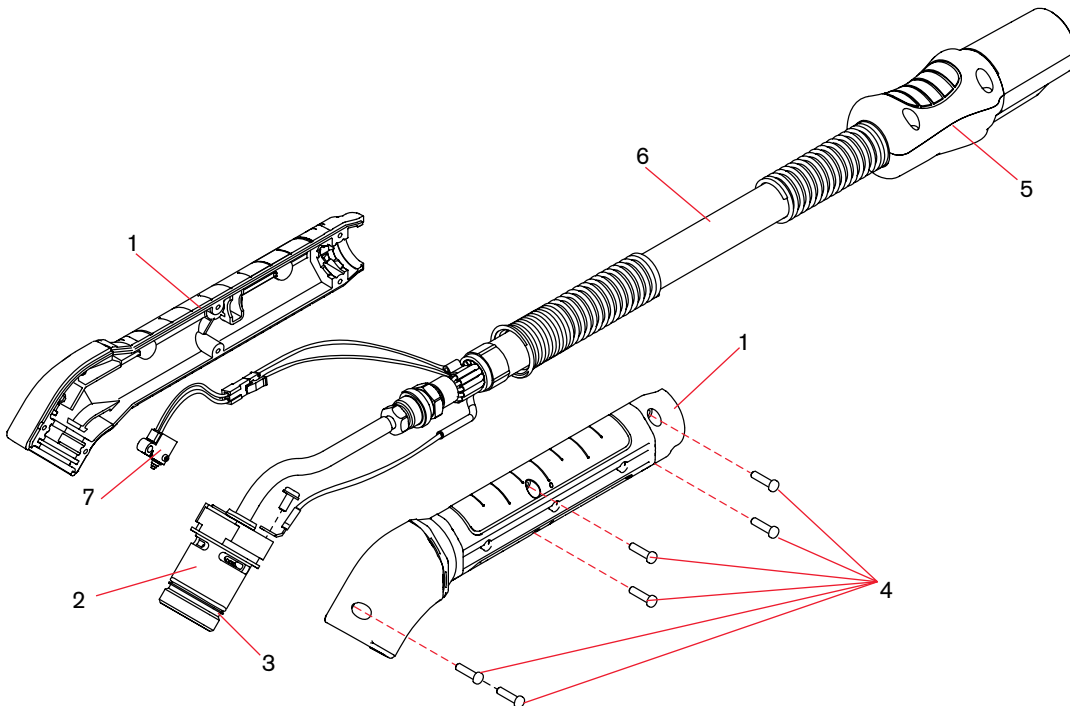
For use with the Powermax125®



## Duramax Hyamp 45° robotic torch assembly

The entire Duramax Hyamp 45° robotic torch assembly with leads can be replaced, or individual component parts can be replaced. Please note Duramax Hyamp torches and consumables are also compatible for use with Powermax45 XP/65/85/105 systems.

Item	Kit/Part number	Description
	059564	Duramax Hyamp 45° robotic torch assembly with leads, 7.6 m (25')
1	428293	Kit: Duramax Hyamp 45° robotic torch barrel
2	428296	Kit: Duramax Hyamp 45° robotic torch main body
3	428253	Kit: Duramax Hyamp o-ring (5)
4	075714	Positioning barrel screws
5	428260	Kit: FastConnect
6	428292	Kit: Duramax Hyamp robotic torch lead, 7.6 m (25')
7	228109	Kit: Cap-sensor switch
	228806	Kit: Robotic torch clamp assembly



See page 38 for current system part number information.

# Duramax® Hyamp™ 45° Long hand torch replacement parts

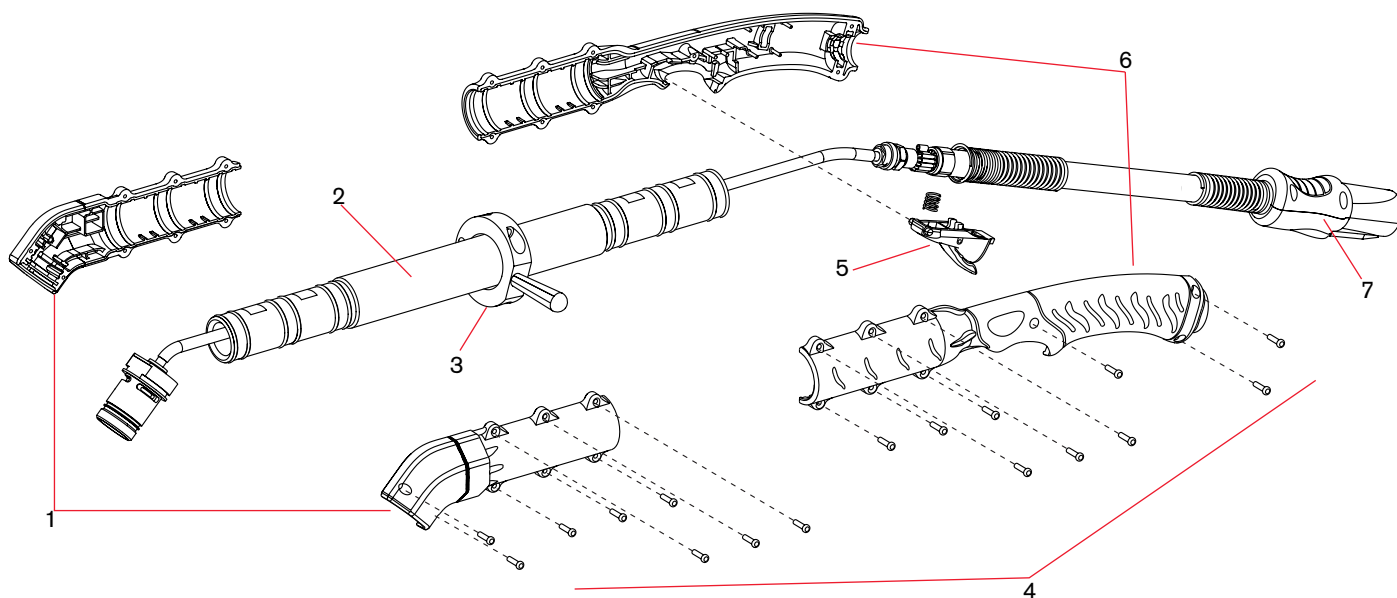
For use with the Powermax125®



## Duramax Hyamp 45° Long hand torch assembly – external components

The entire Duramax Hyamp 45° Long hand torch assembly with leads can be replaced, or individual component parts can be replaced. Please note Duramax Hyamp torches and consumables are also compatible for use with Powermax45 XP/65/85/105 systems.

Item	Kit/Part number	Description
	059562	Duramax Hyamp 45° long handheld torch assembly with 0.6 m (2') extension and 7.6 m (25') lead
	059579	Duramax Hyamp 45° long handheld torch assembly with 0.6 m (2') extension and 15 m (50') lead
	059567	Duramax Hyamp 45° long handheld torch assembly with 1.2 m (4') extension and 7.6 m (25') lead
	059581	Duramax Hyamp 45° long handheld torch assembly with 1.2 m (4') extension and 15 m (50') lead
	0596671	Duramax Hyamp 45° long handheld torch assembly with 1.2 m (4') extension and 45.7 m (150') lead
1	428278	Kit: Duramax Hyamp 45° long handheld torch front shell
2	4282802	Kit: Duramax Hyamp long handheld torch extension tube, 0.6 m (2')
2	4282812	Kit: Duramax Hyamp long handheld torch extension tube, 1.2 m (4')
3	4282863	Kit: Duramax Hyamp long handheld torch auxiliary handle (with screws)
4	428287	Kit: Duramax Hyamp torch handle screws
5	428156	Kit: Duramax Hyamp hand torch trigger (with spring)
6	428277	Kit: Duramax Hyamp long handheld torch handle
7	428260	Kit: Duramax and Duramax Hyamp torch FastConnect



See page 38 for current system part number information.

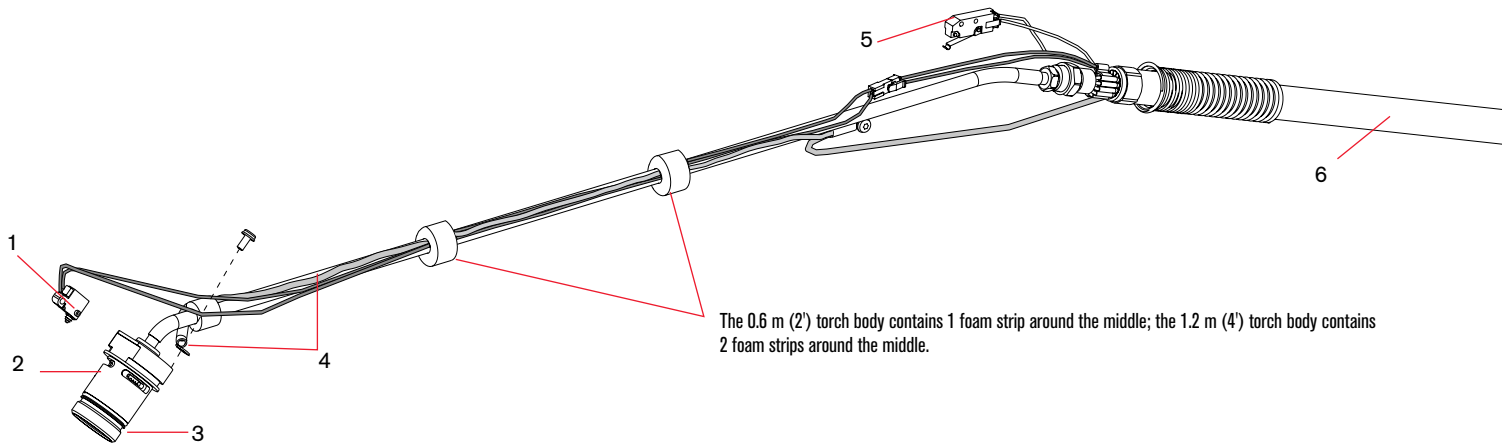
# Duramax® Hyamp™ 45° Long hand torch replacement parts (continued)

For use with the Powermax125®

## Duramax® Hyamp™ 45° Long hand torch assembly – internal components

Please note Duramax Hyamp torches and consumables are also compatible for use with Powermax45 XP/65/85/105 systems.

Item	Kit/Part number	Description
1	428288	Kit: Duramax Hyamp long handheld torch cap-sensor switch, 0.6 m (2')
1	428289	Kit: Duramax Hyamp long handheld torch cap-sensor switch, 1.2 m (4')
2	428282	Kit: Duramax Hyamp 45° long handheld torch body (torch head plus gas tube), 0.6 m (2') – includes pilot arc wire, cap-sensor switch, and foam strips
2	428284	Kit: Duramax Hyamp 45° long handheld torch body (torch head plus gas tube), 1.2 m (4') – includes pilot arc wire, cap-sensor switch, and foam strips
3	428253	Kit: Duramax Hyamp O-ring (5)
4	428290	Kit: Duramax Hyamp long handheld torch pilot arc wire (with screws), 0.6 m (2')
4	428291	Kit: Duramax Hyamp long handheld torch pilot arc wire (with screws), 1.2 m (4')
5	428162	Kit: Duramax Hyamp hand torch start switch
6	428159	Kit: Duramax and Duramax Hyamp hand torch lead, 7.6 m (25')
6	428160	Kit: Duramax and Duramax Hyamp hand torch lead, 15 m (50')
6	428762	Kit: Duramax Hyamp hand torch lead, 45.7 m (150')



See page 38 for current system part number information.

# Duramax® Hyamp™ 90° Long hand torch replacement parts

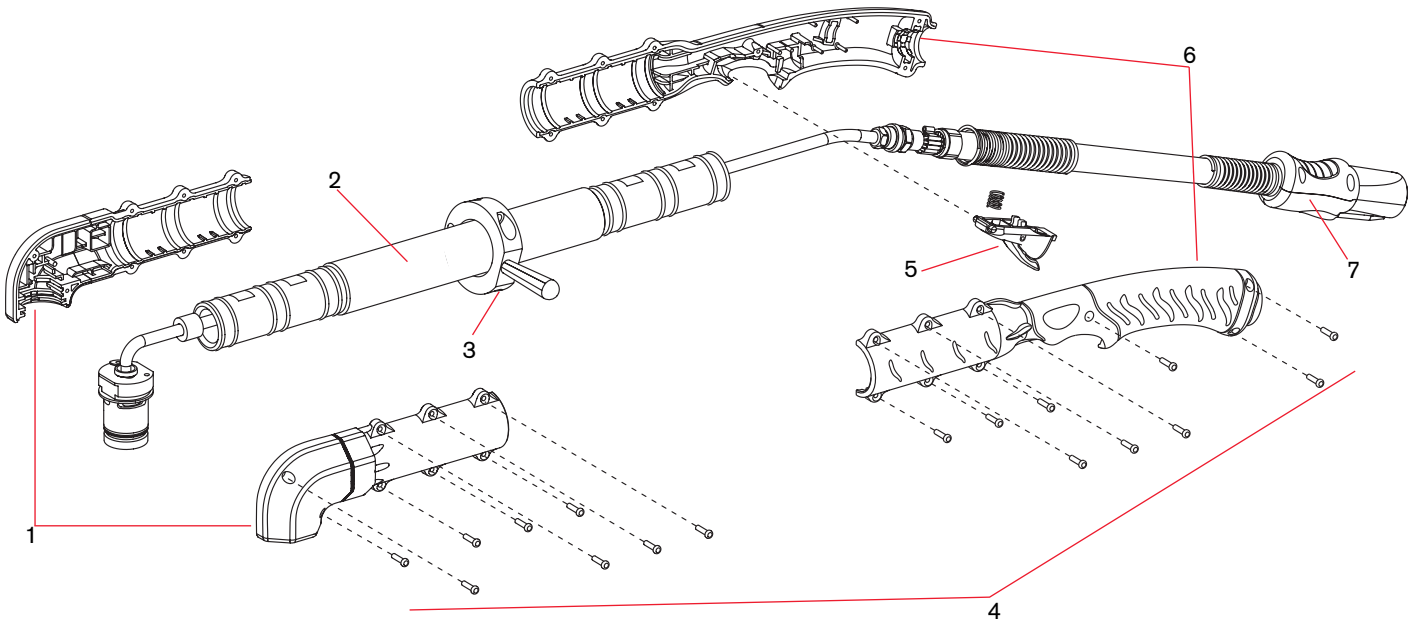
For use with the Powermax125®



## Duramax Hyamp 90° Long hand torch assembly – external components

The entire Duramax Hyamp 90° Long hand torch assembly with leads can be replaced, or individual component parts can be replaced. Please note Duramax Hyamp torches and consumables are also compatible for use with Powermax45 XP/65/85/105 systems.

Item	Kit/Part number	Description
	059563	Duramax Hyamp 90° long handheld torch assembly with 0.6 m (2') extension and 7.6 m (25') lead
	059580	Duramax Hyamp 90° long handheld torch assembly with 0.6 m (2') extension and 15 m (50') lead
	059568	Duramax Hyamp 90° long handheld torch assembly with 1.2 m (4') extension and 7.6 m (25') lead
	059582	Duramax Hyamp 90° long handheld torch assembly with 1.2 m (4') extension and 15 m (50') lead
	059668	Duramax Hyamp 90° long handheld torch assembly with 1.2 m (4') extension and 45.7 m (150') lead
	059623	Duramax Hyamp 90° long handheld torch assembly with 1.8 m (6') extension and 7.5 m (25') lead
	059624	Duramax Hyamp 90° long handheld torch assembly with 1.8 m (6') extension and 15 m (50') lead
1	428279	Kit: Duramax Hyamp 90° long handheld torch front shell
2	428280	Kit: Duramax Hyamp long handheld torch extension tube, 0.6 m (2')
2	428281	Kit: Duramax Hyamp long handheld torch extension tube, 1.2 m (4')
2	428820	Duramax Hyamp long handheld torch extension tube, 1.8 m (6')
3	428286	Kit: Duramax Hyamp long handheld torch auxiliary handle (with screws)
4	428287	Kit: Duramax Hyamp torch handle screws
5	428156	Kit: Duramax Hyamp hand torch trigger (with spring)
6	428277	Kit: Duramax Hyamp long handheld torch handle
7	428260	Kit: Duramax and Duramax Hyamp torch FastConnect



See page 38 for current system part number information.

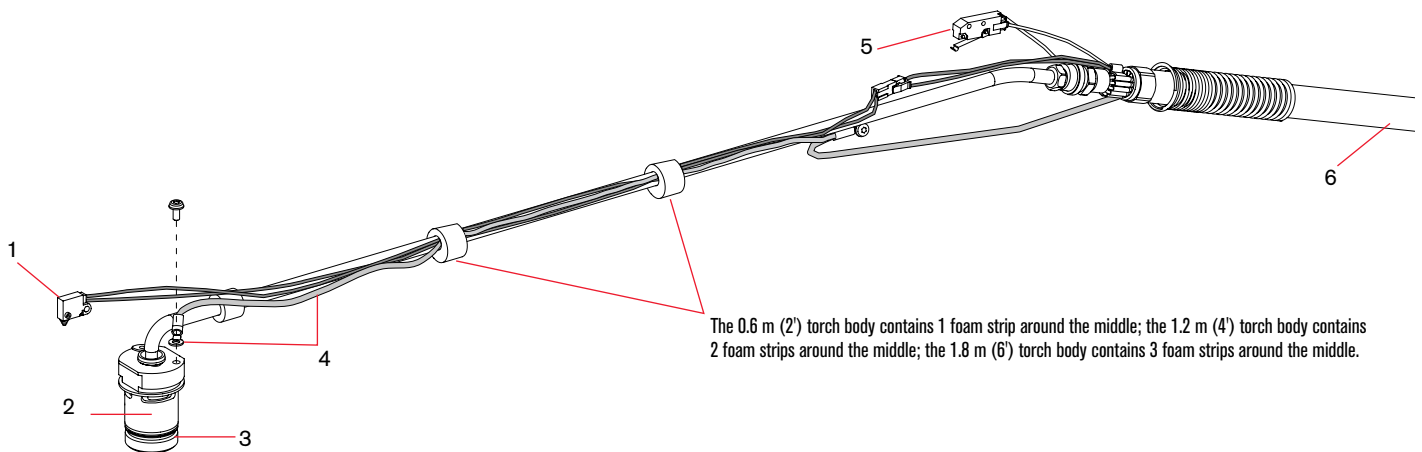
# Duramax® Hyamp™ 90° Long hand torch replacement parts (continued)

For use with the Powermax125®

## Duramax® Hyamp™ 90° Long hand torch assembly – internal components

Please note Duramax Hyamp torches and consumables are also compatible for use with Powermax45 XP/65/85/105 systems.

Item	Kit/Part number	Description
1	428288	Kit: Duramax Hyamp long handheld torch cap-sensor switch, 0.6 m (2')
1	428289	Kit: Duramax Hyamp long handheld torch cap-sensor switch, 1.2 m (4')
2	428283	Kit: Duramax Hyamp 90° long handheld torch body (torch head plus gas tube), 0.6 m (2 feet) – includes pilot arc wire, cap-sensor switch, and foam strips
2	428285	Kit: Duramax Hyamp 90° long handheld torch body (torch head plus gas tube), 1.2 m (4 feet) – includes pilot arc wire, cap-sensor switch, and foam strips
2	428822	Kit: Duramax Hyamp long handheld torch cap-sensor switch, 1.8 m (6')
2	428821	Kit: Duramax Hyamp 90° long handheld torch body (torch head plus gas tube), 1.8 m (6 feet) – includes pilot arc wire, cap-sensor switch, and foam strips
3	428253	Kit: Duramax Hyamp O-ring (5)
4	428290	Kit: Duramax Hyamp long handheld torch pilot arc wire (with screws), 0.6 m (2 feet)
4	428291	Kit: Duramax Hyamp long handheld torch pilot arc wire (with screws), 1.2 m (4 feet)
4	428823	Kit: Duramax Hyamp long handheld torch pilot arc wire (with screws), 1.8 m (6 feet)
5	428162	Kit: Duramax Hyamp hand torch start switch
6	428159	Kit: Duramax and Duramax Hyamp hand torch lead, 7.6 m (25 feet)
6	428160	Kit: Duramax and Duramax Hyamp hand torch lead, 15 m (50 feet)
6	428762	Kit: Duramax Hyamp hand torch lead, 45.7 m (150')



See page 38 for current system part number information.



Model	Certification and voltage	Power supply includes	Power supply Part number	Handheld torch configurations				Mechanized torch configurations			
				75° or 85° hand torches				Full-length machine torches			
								w/remote pendant			
				15'	20'	25'	50'	25'	35'	50'	75'
Powermax125	CSA 480 V	PWR SPLY W/CPC PORT V-DIV BD	059488			059536	059537	059539		059540	
		PWR SPLY W/CPC PORT V-DIV BD/SER INTFC	059489								
		PWR SPLY W/CPC PORT V-DIV BD (No PWR CORD)	059669								
	CSA 600 V	PWR SPLY W/CPC PORT V-DIV BD	059509			059546	059547	059552		059553	
		PWR SPLY W/CPC PORT V-DIV BD/SER INTFC	059510								
	CE 400 V	PWR SPLY W/CPC PORT V-DIV BD	059486			059526	059527	059530		059531	
PWR SPLY W/CPC PORT V-DIV BD/SER INTFC		059487									
CCC 380 V	PWR SPLY W/CPC PORT V-DIV BD (No PWR CORD)	059490			059556	059557	059558				
	PWR SPLY W/CPC PORT V-DIV BD/SER INTFC (No PWR CORD)	059491									
Powermax105 SYNC®	CSA 200-600 V	PWR SPLY	059704			059625	059626				
		PWR SPLY W/CPC PORT V-DIV BD	059705			059627	059628	059636		059639	
		PWR SPLY W/CPC PORT V-DIV BD/SER INTFC	059706								
	CE 230-400 V	PWR SPLY	059701			059679	059680				
		PWR SPLY W/CPC PORT V-DIV BD	059702								
	PWR SPLY W/CPC PORT V-DIV BD/SER INTFC	059703									
CE/CCC 380-400 V	PWR SPLY	059708			059690	059691					
	PWR SPLY W/CPC PORT V-DIV BD	059709					059694		059695		
PWR SPLY W/CPC PORT V-DIV BD/SER INTFC	059710										
Powermax85 SYNC®	CSA 200-600 V	PWR SPLY	087213			087183	087184				
		PWR SPLY W/CPC PORT V-DIV BD	087214			087185	087186	087207		087208	
		PWR SPLY W/CPC PORT V-DIV BD/SER INTFC	087215								
	CE/CCC 380-400 V	PWR SPLY	087210			087196	087197				
		PWR SPLY W/CPC PORT V-DIV BD	087211			087198	087199	087201			
	PWR SPLY W/CPC PORT V-DIV BD/SER INTFC	087212									
Powermax65 SYNC®	CSA 200-600 V	PWR SPLY	083371			083343	083344				
		PWR SPLY W/CPC PORT V-DIV BD	083372			083345	083346	083348		083361	
		PWR SPLY W/CPC PORT V-DIV BD/SER INTFC	083373								
	CE/CCC 380-400 V	PWR SPLY	083368			083356	083357				
		PWR SPLY W/CPC PORT V-DIV BD	083369			083358	083359	083362		083363	
	PWR SPLY W/CPC PORT V-DIV BD/SER INTFC	083370									
Powermax45 XP	CSA 230 V	PWR SPLY	088092		088112		088114				
		PWR SPLY W/CPC PORT V-DIV BD	088104		088113		088115	088116	088117	088118	
		PWR SPLY W/CPC PORT V-DIV BD/SER INTFC	088105								
	CSA 480 V	PWR SPLY	088095		088126		088128				
		PWR SPLY W/CPC PORT V-DIV BD	088110		088127		088129				
		PWR SPLY W/CPC PORT V-DIV BD/SER INTFC	088111								
	CE/CCC 230 V	PWR SPLY / NO PWR CORD	088173								
		PWR SPLY	088093		088130		088132				
		PWR SPLY W/CPC PORT V-DIV BD	088106		088131		088133	088134	088135	088136	
	CE/CCC 400 V	PWR SPLY W/CPC PORT V-DIV BD/SER INTFC	088107								
		PWR SPLY	088094		088144		088146				
		PWR SPLY W/CPC PORT V-DIV BD	088108		088145		088147	088148	088149	088150	
PWR SPLY W/CPC PORT V-DIV BD/SER INTFC	088109										
Powermax30 XP	CSA 120-230 V	PWR SPLY W/BLD AMERICA GRAPHIC AND CASE		088079							
		PWR SPLY AND CASE		088080							
		PWR SPLY		088081							
	CE 120-230 V	PWR SPLY		088082							
PWR SPLY AND CASE			088083								
CE/CCC 230 V	PWR SPLY		088084								
Powermax30 AIR	CSA 120-230 V	PWR SPLY W/BLD AMERICA GRAPHIC		088096							
		PWR SPLY		088097							
	CE 120-230 V	PWR SPLY		088098							



Mechanized torch configurations								Torch combo configurations					Educational configurations	Accessory combo configurations
Full-length machine torches								75° or 85° hand torch plus		75° or 85° hand torch plus			Curriculum plus	Eliminizer filter and guard plus
w/ interface serial and standard cables				w/o remote pendant w/o interface cable				15° hand torch		Full-length machine torches			75° or 85° hand torch	75° hand torch
25'	35'	50'	75'	25'	35'	50'	25' (20' for 75° on Powermax45 XP)	50'	25' H (20' for 75° on Powermax45 XP plus 25' M)	25' H plus 35' M	50'	25'	25'	
059544		059545		059542		059543	059538	059569			059541 (50'/25')	059571		
059548		059549		059550		059551	059555	059570			059554 (50'/25')			
059534		059535		059532		059533	059528	059572			059529			
				059583		059584			059559					
				059560		059561								
				059637		059638	059692							
				059684	059762	059763	059634			059687				
059712				059682		059683								
					059764									
				059693	059765	059681	059692							
059697		059698												
				087189		087190	087187			087191				
				087192	087218	087219								
							087200							
087205				087202		087203				087204				
					087220		087206							
							083347							
				083349		083350				083351				
				083352	083375	083376								
				083327		083364	083360			083365				
083366		083367			083377									
088119		088120		088121		088122	088124		088123			088125		
088139		088140		088141								088138		
088153		088154		088155		088156						088152		

# Torch adapter and the Hypertherm cartridge

For Powermax45® XP/65/85/105 systems



## Compatibility

The torch adapter allows for conversion to the cartridge consumable platform if you have the following systems and torch types.

System	Torch type	Part number
Powermax45® XP	Duramax® Lock hand, mechanized and robotic	428951
Powermax65®	Duramax hand, mechanized and robotic	
Powermax85®		
Powermax105®		

- Not recommended for use on Duramax retrofit torches for Powermax1000/1250/1650
- Not compatible with Duramax Hyamp™ standard or long style torches
- The cartridge consumable platform is standard for the new Powermax SYNC™ 65/85/105 systems with SmartSYNC™ torches (no adapter required)
- When using the adapter with the Powermax45 XP in a mechanized application, Hypertherm recommends using the 45 A cut charts for the Powermax45 XP

## Color codes for ease of use

The easy to identify cartridges are color coded by process to eliminate consumable part mix-ups and are clearly marked for amperage and part number.



Upgrade to the revolutionary Hypertherm cartridge consumable platform with the installation of a torch adapter.

### Hand cutting and FineCut® for hand torches



Hypertherm cartridges		
Amps	Process	Cartridge
45	Hand cutting	428927
65		428931
85		428935
105		428937
	FineCut hand cutting	428928

Replaces this stack-up				
Shield	Retaining cap	Nozzle	Electrode	Swirl ring
220818	220854	220941	220842	220857
		220819		
		220816		
220992		220990		220994
220931		220930		220947

### Mechanized/stand-off and FineCut for mechanized torches



Hypertherm cartridges		
Amps	Process	Cartridge
45	Mechanized cutting	428925
65		428930
85		428934
105		428936
	FineCut mechanized cutting	428926
	Ohmic ring	Kit 428895 Qty (3) rings per kit

Replaces this stack-up				
Shield	Retaining cap	Nozzle	Electrode	Swirl ring
220817 220955 (Deflector)	220854 or 220953 (Ohmic)	220941	220842 or 220777 (CopperPlus®)	220857
		220819		
		220816		
220993		220990		220994
220948 or 220955 (Deflector)		220930	220842	220947



### Max removal and max control gouging



Hypertherm cartridges		
Amps	Process	Cartridge
45-85	Max removal gouging	428932
105	Max removal gouging	428938
45-85	Max control gouging	428933
105	Max control gouging	428939

Replaces this stack-up				
Shield	Retaining cap	Nozzle	Electrode	Swirl ring
220798	220854	220797	220842	220857
		220991		220994
420480		220797		220857
		220991		220994

# Powermax30®

## T30v hand torch consumables



Minimum order quantity			1	1	5	5	1
Consumable type	Torch type	Amperage	Shield <sup>1</sup>	Retaining cap	Nozzle	Electrode	Swirl ring
Drag cutting	Hand	30	220569	220483	220480	220478	220479



Minimum order quantity		1	1	1	1	
Consumable type	Torch type	Retaining cap	Nozzle	Electrode	Swirl ring	
HyAccess drag cutting (15-30 A)	Hand	420148	420144	420137	220670	
HyAccess gouging (15-30 A)			420147			
Quantity in kit		1	1	2	1	
HyAccess kit - 428337 (15-30 A)	Hand	420148	420144 (cutting)	420147 (gouging)	420137	420211
		HyAccess cutting only starter pack - 428443 <sup>4</sup>				
		HyAccess gouging only starter pack - 428444 <sup>5</sup>				



<sup>4</sup>Starter pack contains 1 retaining cap (420148), 1 cutting nozzle (420144) and 1 electrode (420137)  
<sup>5</sup>Starter pack contains 1 retaining cap (420148), 1 gouging nozzle (420147) and 1 electrode (420137)



# T30v hand torch parts

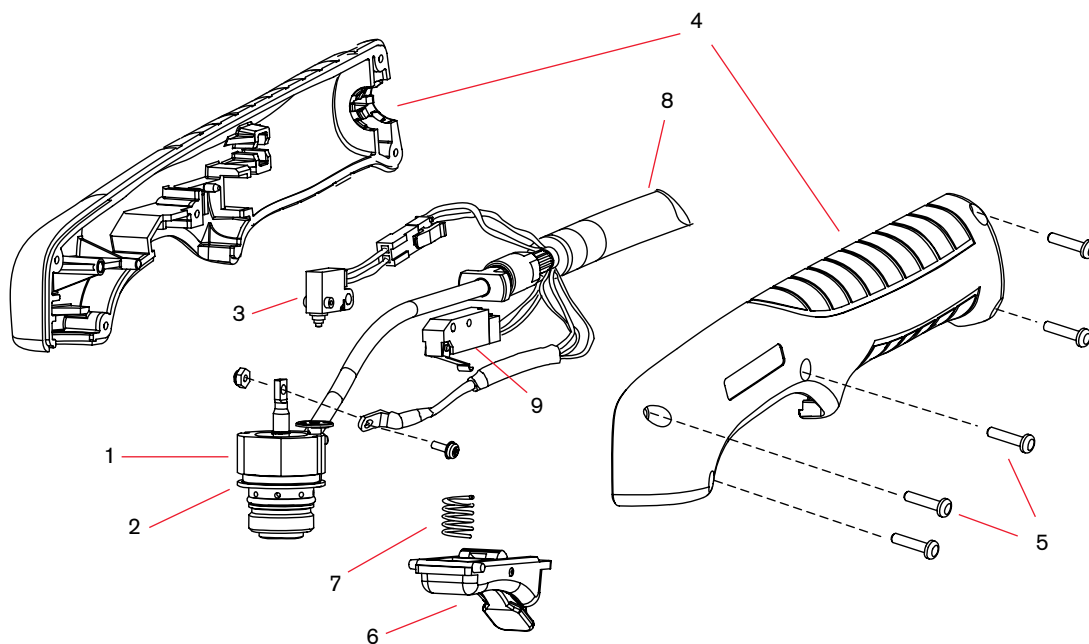
For use with the Powermax30®



## T30v hand torch parts

Item	Kit/Part number	Description
	088001 <sup>1</sup>	T30v hand torch assembly with 4.5 m (15') leads
1	228112	Kit: T30v main body
2	058503	O-ring: Viton .626 x .070
3	228109	Kit: Cap-off sensor
4	228111	Kit: T30v torch handle
5	075339	Handle screws
6	002244	Safety trigger
7	027254	Spring
8	228113	Kit: T30v 4.5 m (15') torch lead
9	128642	Kit: T30v start switch
	123868	Work lead with clamp, 4.5 m (15')

<sup>1</sup>Assembly includes consumables



# Powermax45®

## T45v/T45m hand/machine torch consumables



Minimum order quantity		1	1	5	5	1			
Consumable type	Torch type	Shield/deflector	Retaining cap	Nozzle	Electrode	Swirl ring			
Drag cutting (15-45 A)	Hand	220569 (30 A) <sup>1</sup>	220483 (30 A) <sup>1</sup>	220480 (30 A) <sup>1</sup>	220478 (30 A) <sup>1</sup>	220479 (30 A) <sup>1</sup>			
		220674 (45 A)	220713 (45 A)	220671 (45 A) <sup>2</sup>	220669 (45 A) <sup>2</sup>	220670 (45 A)			
Quantity in kit		2	1	1	6	7	1	7	1
Essential cutting kit - 851478 CSA (15-45 A)	Hand	220674	220717 (Deflector) <sup>3</sup>	220713		220671	220718 (Unshielded)	220669	220670
Essential cutting kit - 851477 CE (15-45 A)									
					Combination kit 428442 <sup>4</sup>				



<sup>1</sup>Use T30v 30 A consumables for fine feature cutting on thin metals.  
<sup>2</sup>Consumable available in bulk packaging. See order information below.  
<sup>3</sup>Components are unique to the CSA kit, part number 851478.  
<sup>4</sup>Kit contains 2 nozzles (220671) and 2 electrodes (220669).



Minimum order quantity		1	1	5	5	1
Consumable type	Torch type	Shield/deflector	Retaining cap	Nozzle	Electrode	Swirl ring
Mechanized (15-45 A)	Machine	220673 <sup>2</sup>	220713 or 220719 (ohmic)	220671 <sup>2</sup>	220669 <sup>2</sup>	220670

<sup>2</sup>Consumable available in bulk packaging. See order information below.



Minimum order quantity		1	1	5	5	1
Consumable type	Torch type	Shield/deflector	Retaining cap	Nozzle	Electrode	Swirl ring
Gouging <sup>3</sup> (15-45 A)	Hand/Machine	220675	220713	220672	220669 <sup>2</sup>	220670

<sup>3</sup>Consumable available in bulk packaging. See order information below.



Minimum order quantity		1	1	5	5	1
Consumable type	Torch type	Shield/deflector	Retaining cap	Nozzle	Electrode	Swirl ring
Unshielded <sup>3</sup> (15-45 A)	Hand/Machine	220717	220713	220718	220669 <sup>2</sup>	220670

<sup>3</sup>Consumable available in bulk packaging. See order information below.  
<sup>4</sup>In countries following CE standards, unshielded consumables may only be used in mechanized applications.

See page 38 for current system part number information.



Minimum order quantity		1	1	1	1	
Consumable type	Torch type	Retaining cap	Nozzle	Electrode	Swirl ring	
HyAccess drag cutting (15-45 A)	Hand	420148	420144	420137	220670	
HyAccess gouging (15-45 A)			420147			
Quantity in kit		1	1	1	2	1
HyAccess kit - 428337 (15-45 A)	Hand	420148	420144 (cutting)	420147 (gouging)	420137	420211 <sup>4</sup>
		HyAccess cutting only starter pack - 428443 <sup>5</sup>				
		HyAccess gouging only starter pack - 428444 <sup>6</sup>				



<sup>4</sup>Part number 420211 is interchangeable with part number 220670

<sup>5</sup>Starter pack contains 1 retaining cap (420148), 1 cutting nozzle (420144) and 1 electrode (420137)

<sup>6</sup>Starter pack contains 1 retaining cap (420148), 1 gouging nozzle (420147) and 1 electrode (420137)

### T45v/T45m consumable bulk kits

Order quantity	25	25	10
Bulk kit part number	228843	228844	228845
Contents	220671 nozzle	220669 electrode	220673 shield



See page 38 for current system part number information.

# T45v hand torch parts

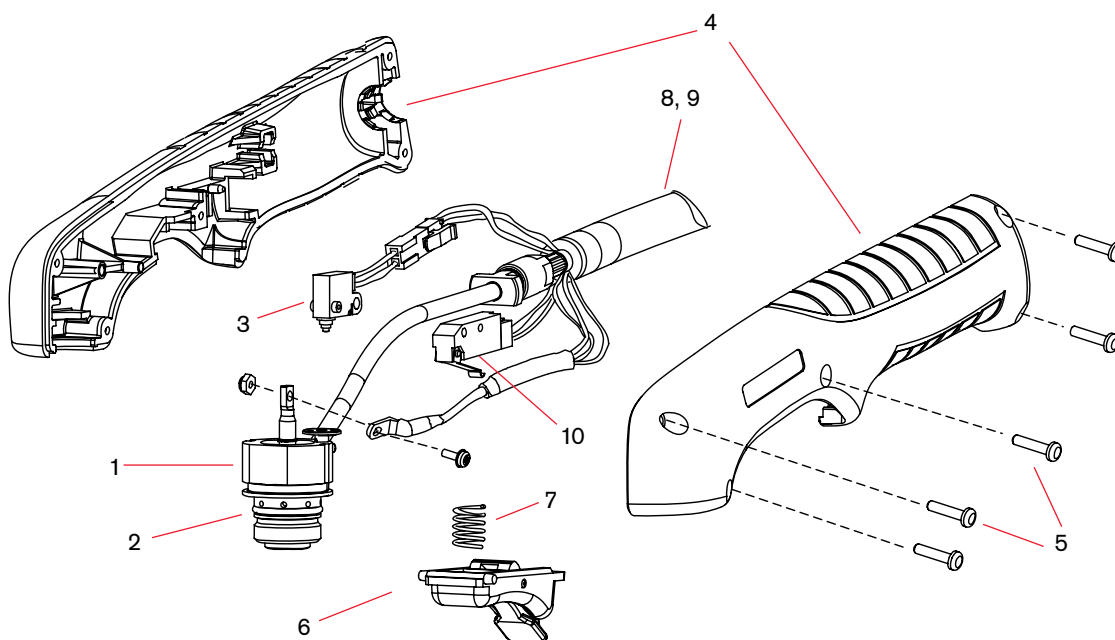
For use with the Powermax45®



## T45v hand torch parts

Item	Kit/Part number	Description
	088008 <sup>1</sup>	T45v hand torch assembly with 6.1 m (20') leads
	088009 <sup>1</sup>	T45v hand torch assembly with 15.2 m (50') leads
1	228346	Kit: Torch body replacement
2	058503	O-ring: torch body
3	228109	Kit: Cap-sensor switch replacement
4	228313	Kit: handle
5	075714	Handle screws
6	002244	Safety trigger assembly
7	027254	Spring
8	228315	Kit: Torch lead replacement, 6.1 m (20')
9	228316	Kit: Torch lead replacement, 15.2 m (50')
	228300	Work lead with clamp, 6.1 m (20')
	228307	Work lead with clamp, 15.2 m (50')
10	128642	Kit: T45v/T30v start switch replacement

<sup>1</sup>Assembly includes consumables.




See page 38 for current system part number information.



# T45m machine torch parts

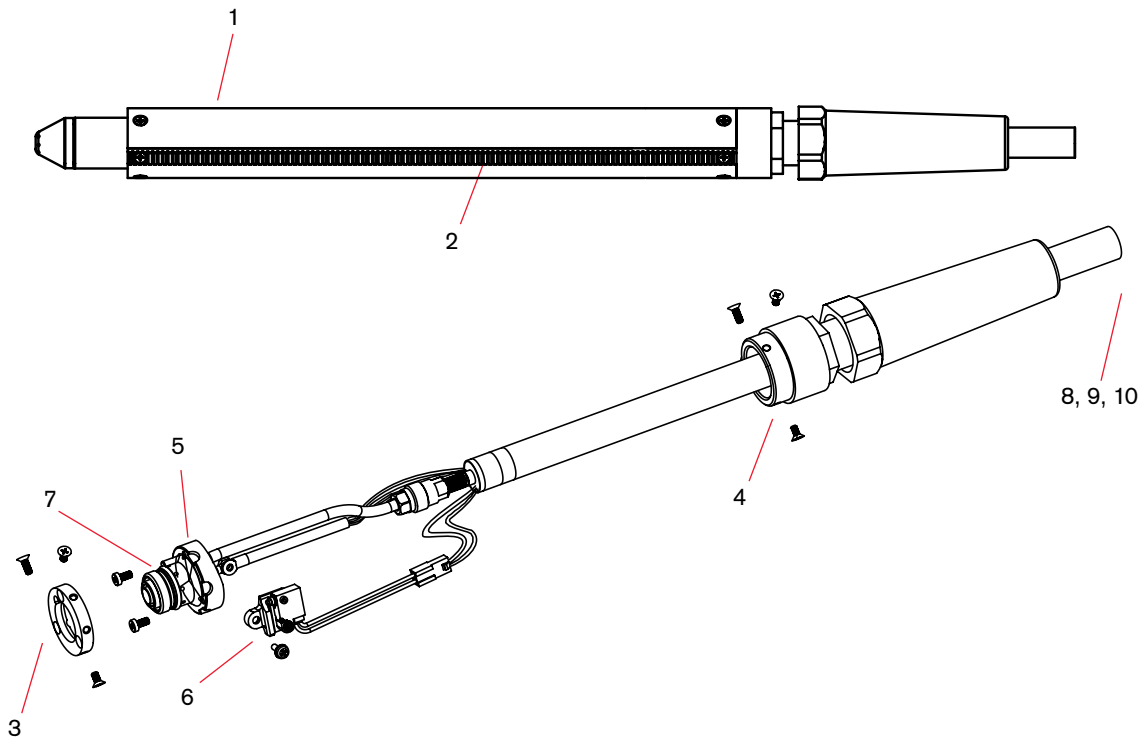
For use with the Powermax45®



## T45m machine torch parts

Item	Kit/Part number	Description
	088010 <sup>1</sup>	T45m machine torch assembly with 7.6 m (25') leads
	088011 <sup>1</sup>	T45m machine torch assembly with 10.7 m (35') leads
	088012 <sup>1</sup>	T45m machine torch assembly with 15.2 m (50') leads
1	228228	Kit: T45m positioning sleeve
2	228229	Kit: T45m removable gear rack
3	228322	Kit: Front mounting ring
4	228323	Kit: Rear mounting ring
5	228320	Kit: T45m torch body replacement
6	228321	Kit: T45m cap-sensor switch replacement
7	058503	O-ring: torch body
8	228317	T45m torch lead replacement, 7.6 m (25')
9	228318	T45m torch lead replacement, 10.7 m (35')
10	228319	T45m torch lead replacement, 15.2 m (50')
	128650	On/Off pendant for machine torch, 7.6 m (25')
	128651	On/Off pendant for machine torch, 15.2 m (50')
	128652	On/Off pendant for machine torch, 22.8 m (75')
	228300	Work lead with clamp, 6.1 m (20')
	228307	Work lead with clamp, 15.2 m (50')

<sup>1</sup>Assembly includes consumables.



See page 38 for current system part number information.

# Powermax45®

## Duramax® hand/machine consumables

The Duramax torch series is an optional torch upgrade for Powermax45 systems.  
The following are the compatible consumables.



Minimum order quantity		1	1	5	5	1
Consumable type	Torch type	Shield/deflector	Retaining cap	Nozzle	Electrode	Swirl ring
Drag cutting (15-45 A)	Hand	220818 <sup>2</sup>	220854	220941 <sup>2</sup>	220842 <sup>2</sup> or 220777 <sup>1,2</sup>	220857
Quantity in kit		2	1	7	7	1
Essential cutting kit - 851510 (15-45 A)	Hand	220818	220854	220941	220842	220857

<sup>1</sup>For longer consumable life when cutting metal 1/2 inch (12 mm) and under, check out the CopperPlus electrode (part number 220777).  
<sup>2</sup>Consumable available in bulk packaging. See order information below.



Minimum order quantity		1	1	5	5	1
Consumable type	Torch type	Shield/deflector	Retaining cap	Nozzle	Electrode	Swirl ring
Mechanized (15-45 A)	Machine	220817 <sup>2</sup> or 220955 <sup>3</sup>	220854 or 220953 ohmic	220941 <sup>2</sup>	220842 <sup>2</sup> or 220777 <sup>1,2</sup>	220857
Quantity in kit		2	1	7	4	3
Essential cutting kit - 851511 or 851512 (ohmic) (15-45 A)	Machine	220817	220955	220941	220842	220777

<sup>1</sup>For longer consumable life when cutting metal 1/2 inch (12 mm) and under, check out the CopperPlus electrode (part number 220777).  
<sup>2</sup>Consumable available in bulk packaging. See order information below.  
<sup>3</sup>Deflector for unshielded cutting.



Minimum order quantity		1	1	5	5	1
Consumable type	Torch type	Shield/deflector	Retaining cap	Nozzle	Electrode	Swirl ring
Max control gouging (15-45 A)	Hand/Machine	420480	220854	420419	220842	220857



Minimum order quantity		1	1	5	5	1
Consumable type	Torch type	Shield/deflector	Retaining cap	Nozzle	Electrode	Swirl ring
FineCut® (30–45 A)	Hand	220931	220854 or 220953 (ohmic)	220930 <sup>2</sup>	220842 <sup>2</sup>	220947
	Machine	220948 (ohmic) 220955				

<sup>2</sup>Consumable available in bulk packaging. See order information below.



Minimum order quantity		1	1	1	1	1
Consumable type	Torch type	Retaining cap	Nozzle	Electrode	Swirl ring	
HyAccess™ drag cutting (30–65 A)	Hand	420413	420410	420408	220857	
HyAccess gouging (30–65 A)			420412			
<b>Quantity in kit</b>		1	1	1	2	1
HyAccess kit – 428414 (30–65 A)	Hand	420413	420410 (cutting)	420412 (gouging)	420408	220857
		HyAccess cutting only starter pack – 428445 <sup>4</sup> HyAccess gouging only starter pack – 428446 <sup>5</sup>				



<sup>4</sup>Starter pack contains 1 retaining cap (420413), 1 cutting nozzle (420410) and 1 electrode (420408)

<sup>5</sup>Starter pack contains 1 retaining cap (420413), 1 gouging nozzle (420412) and 1 electrode (420408)



Minimum order quantity		1	1	1	5	1
Consumable type	Torch type	Retaining cap	Retaining ring	Nozzle/shield assembly	Electrode	Swirl ring
Duramax FlushCut™ (30–45 A) <sup>3</sup>	Hand/Machine	420536	420540	420633	420635 <sup>6</sup>	420634
<b>Quantity in kit</b>		1	1	1	1	1
FlushCut kit – 428746	Hand/Machine	420536	420540	420633	420635 <sup>6</sup>	420634

<sup>3</sup>Not for use with Duramax retrofit torches.

<sup>6</sup>The 45 A FlushCut process will only work with Electrode 420635. The standard 220842 electrodes and 220777 CopperPlus electrodes are not compatible with the 45 A FlushCut process.

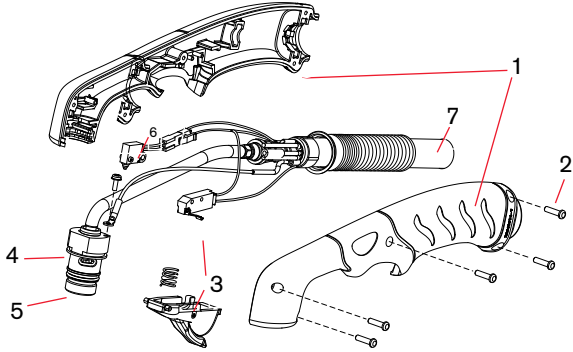
### Duramax® consumable bulk kits

Order quantity	25	25	25	25	10	10
Bulk kit part number	228934	228767	228761	228765	228763	228764
Contents	220777 electrode	220842 electrode	220930 nozzle	220941 nozzle	220817 shield	220818 shield



# Duramax® 75° hand torch parts

For use with the Powermax45®

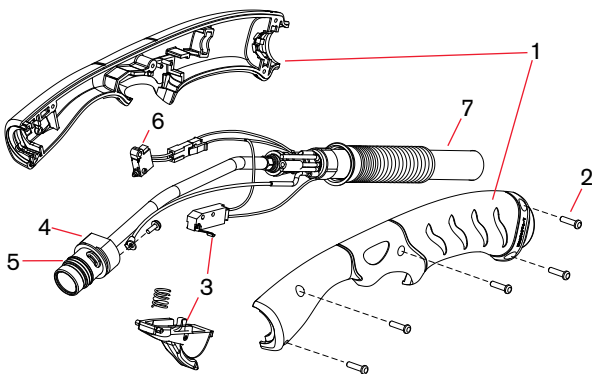


## Duramax 75° hand torch assembly

Item	Kit/Part number	Description
	059473	Duramax 75° hand torch assembly with 7.6 m (25') lead
	059474	Duramax 75° hand torch assembly with 15.2 m (50') lead
1	228954	Kit: Duramax 75°/HRT Torch handle replacement
2	075714	Handle screws, #4 x 1/2 slotted TORX pan head, S/B
3	228721	Kit: Duramax 75°/Duramax 15°/HRT/HRTs (spring and trigger assembly)
4	228714	Kit: Duramax 75° Torch main body replacement (3/8" coupler)
4	228958	Kit: Duramax 75° Torch main body replacement (1/2" coupler)
5	058519	O-ring
6	228719	Kit: Duramax 75° Cap-sensor switch replacement
7	228959	Kit: Duramax 75° Torch lead replacement, 7.6 m (25')
7	228960	Kit: Duramax 75° Torch lead replacement, 15.2 m (50')
	228300	Work lead with clamp, 6.1 m (20')
	228307	Work lead with clamp, 15.2 m (50')

# Duramax® 15° hand torch parts

For use with the Powermax45®

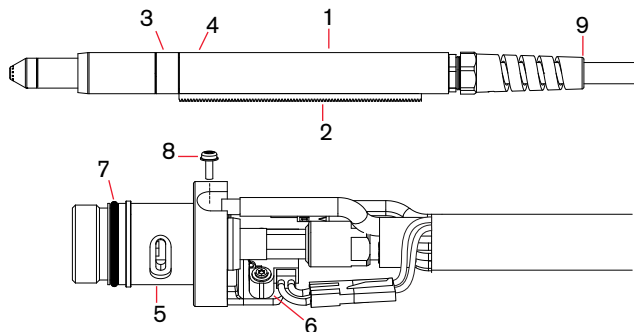


## Duramax 15° hand torch assembly

Item	Kit/Part number	Description
	059470	Duramax 15° hand torch assembly with 7.6 m (25') lead
	059471	Duramax 15° hand torch assembly with 15.2 m (50') lead
1	228955	Kit: Duramax 15° Torch handle replacement
2	075714	Handle screws, #4 x 1/2 slotted TORX pan head, S/B
3	228721	Kit: Duramax 15°/Duramax 75°/HRT/HRTs (spring and trigger assembly)
4	228715	Kit: Duramax 15° Torch main body replacement (3/8" coupler)
4	228957	Kit: Duramax 15° Torch main body replacement (1/2" coupler)
5	058519	O-ring
6	228109	Kit: Duramax 15° Cap-sensor switch replacement
7	228959	Kit: Duramax 15° Torch lead replacement, 7.6 m (25')
7	228960	Kit: Duramax 15° Torch lead replacement, 15.2 m (50')
	228300	Work lead with clamp, 6.1 m (20')
	228307	Work lead with clamp, 15.2 m (50')

# Duramax® 180° machine torch parts

For use with the Powermax45®

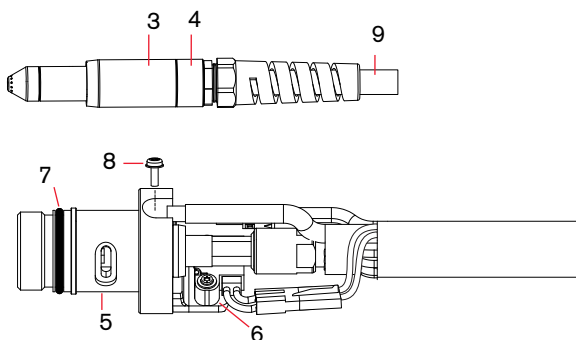


## Duramax 180° machine torch assembly

Item	Kit/Part number	Description
	059476	Duramax 180° machine torch assembly with 4.5 m (15') lead
	059477	Duramax 180° machine torch assembly with 7.6 m (25') lead
	059478	Duramax 180° machine torch assembly with 10.7 m (35') lead
	059479	Duramax 180° machine torch assembly with 15.2 m (50') lead
1	228737	Kit: Duramax 180° positioning sleeve
2	228738	Kit: Duramax 180° removable gear rack
3	228735	Kit: Duramax 180°/Duramax 180° torch front mounting sleeve
4	228736	Kit: Duramax 180°/Duramax 180° torch adapter ring (coupler)
5	228716	Kit: Duramax 180°/Duramax 180° torch main body replacement
6	228720	Kit: Cap-sensor switch replacement
7	058519	O-ring
8	075504	Pilot terminal screw
9	228730	Kit: Duramax 180°/Duramax 180° torch lead replacement, 4.5 m (15')
9	228731	Kit: Duramax 180°/Duramax 180° torch lead replacement, 7.6 m (25')
9	228732	Kit: Duramax 180°/Duramax 180° torch lead replacement, 10.7 m (35')
9	228733	Kit: Duramax 180°/Duramax 180° torch lead replacement, 15.2 m (50')
	228300	Work lead with clamp, 6.1 m (20')
	228307	Work lead with clamp, 15.2 m (50')

# Duramax® 180° mini machine torch parts

For use with the Powermax45®

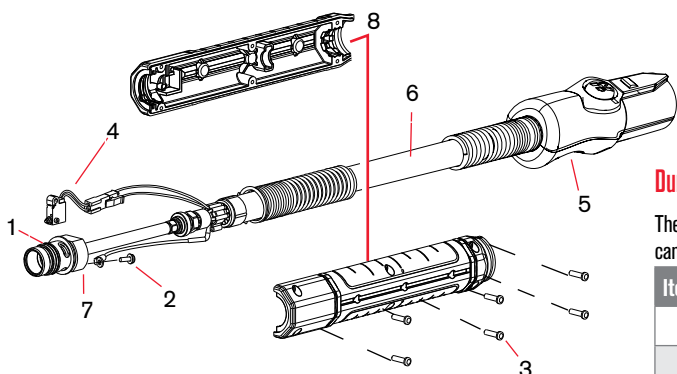


## Duramax 180° mini torch assembly

Item	Kit/Part number	Description
	059481	Duramax 180° mini machine torch assembly with 4.5 m (15') lead
	059482	Duramax 180° mini machine torch assembly with 7.6 m (25') lead
	059483	Duramax 180° mini machine torch assembly with 10.7 m (35') lead
3	220956	Kit: Duramax 180°/Duramax 180° mini torch front mounting sleeve
4	220808	Kit: Duramax 180°/Duramax 180° mini torch adapter ring (coupler)
5	228716	Kit: Duramax 180°/Duramax 180° mini torch main body replacement
6	228720	Kit: Cap-sensor switch replacement
7	058519	O-ring
8	075504	Pilot terminal screw
9	228730	Kit: Duramax 180°/Duramax 180° mini torch lead replacement, 4.5 m (15')
9	228731	Kit: Duramax 180°/Duramax 180° mini torch lead replacement, 7.6 m (25')
9	228732	Kit: Duramax 180°/Duramax 180° mini torch lead replacement, 10.7 m (35')
9	228733	Kit: Duramax 180°/Duramax 180° mini torch lead replacement, 15.2 m (50')
	228300	Work lead with clamp, 6.1 m (20')
	228307	Work lead with clamp, 15.2 m (50')

# Duramax® 180° robotic torch parts

For use with the Powermax45®



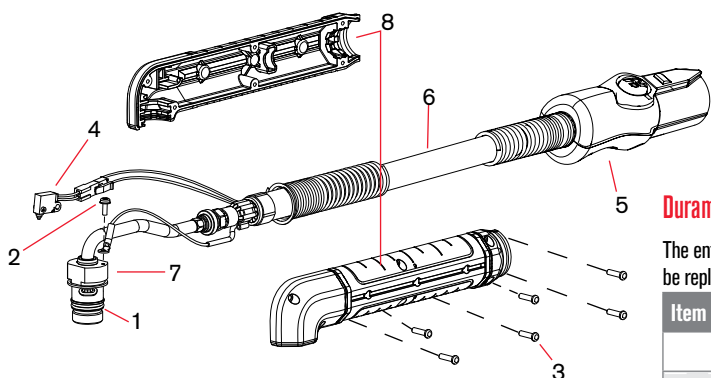
## Duramax 180° robotic torch assembly

The entire Duramax 180° robotic torch assembly with leads can be replaced, or individual component parts can be replaced.

Item	Kit/Part number	Description
	059466	180° Duramax robotic torch assembly with leads
1	058519	O-ring
2	075504	Pilot terminal screw
3	075714	#4 x 1/2 slotted TORX pan head screws
4	228109	Kit: Cap-sensor switch replacement
5	428260	Kit: FastConnect replacement
6	228852	Kit: Robotic torch lead replacement, 7.6 m (25')
7	228853	Kit: 180° Robotic torch main body replacement
8	228856	Kit: 180° Robotic torch positioning barrel replacement
	228806	Kit: Robotic torch clamp assembly

# Duramax® 90° robotic torch parts

For use with the Powermax45®



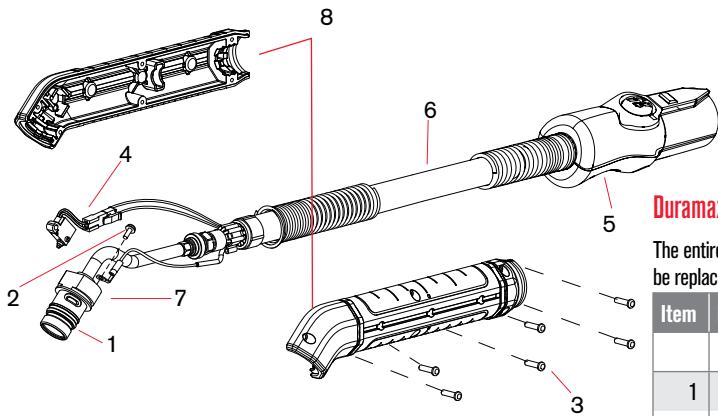
## Duramax 90° robotic torch assembly

The entire Duramax 90° robotic torch assembly with leads can be replaced, or individual component parts can be replaced.

Item	Kit/Part number	Description
	059465	90° Duramax robotic torch assembly with leads
1	058519	O-ring
2	075504	Pilot terminal screw
3	075714	#4 x 1/2 slotted TORX pan head screws
4	228109	Kit: Cap-sensor switch replacement
5	428260	Kit: FastConnect replacement
6	228852	Kit: Robotic torch lead replacement, 7.6 m (25')
7	228854	Kit: 90° Robotic torch main body replacement
8	228857	Kit: 90° Robotic torch positioning barrel replacement
	228806	Kit: Robotic torch clamp assembly

# Duramax® 45° robotic torch parts

For use with the Powermax45®



## Duramax 45° robotic torch assembly

The entire Duramax 45° robotic torch assembly with leads can be replaced, or individual component parts can be replaced.

Item	Kit/Part number	Description
	059464	45° Duramax robotic torch assembly with leads
1	058519	O-ring
2	075504	Pilot terminal screw
3	075714	#4 x 1/2 slotted TORX pan head screws
4	228109	Kit: Cap-sensor switch replacement
5	428260	Kit: FastConnect replacement
6	228852	Kit: Robotic torch lead replacement, 7.6 m (25')
7	228855	Kit: 45° Robotic torch main body replacement
8	228858	Kit: 45° Robotic torch positioning barrel replacement
	228806	Kit: Robotic torch clamp assembly

# Powermax65®

## Duramax® hand/machine torch consumables



Minimum order quantity		1	1	5	5	1
Consumable type	Torch type	Shield/deflector	Retaining cap	Nozzle	Electrode	Swirl ring
Drag cutting (30–65 A)	Hand	220818 <sup>2</sup>	220854	220941 <sup>2</sup> (45 A)	220842 <sup>2</sup> or 220777 <sup>1,2</sup>	220857
				220819 <sup>2</sup> (65 A)		
Quantity in kit		2	1	7	7	1
Essential cutting kit – 851465 (30–65 A)	Hand	220818	220854	220819	220842	220857



<sup>1</sup>For longer consumable life when cutting metal 1/2 inch (12 mm) and under, check out the CopperPlus electrode (part number 220777).  
<sup>2</sup>Consumable available in bulk packaging. See order information below.



Minimum order quantity		1	1	5	5	1		
Consumable type	Torch type	Shield/deflector	Retaining cap	Nozzle	Electrode	Swirl ring		
Mechanized (30–65 A)	Machine	220817 <sup>2</sup> or 220955 <sup>3</sup>	220854 or 220953 ohmic	220941 <sup>2</sup> (45 A)	220842 <sup>2</sup> or 220777 <sup>1,2</sup>	220857		
				220819 <sup>2</sup> (65 A)				
Quantity in kit		2	1	7	4	3		
Essential cutting kit – 851466 or 851467 (ohmic) (30–65 A)	Machine	220817 (Shield)	220955 (Deflector)	220854 or 220953 ohmic	220819 <sup>2</sup>	220842 (Cutting)	220777 (CopperPlus)	220857



<sup>1</sup>For longer consumable life when cutting metal 1/2 inch (12 mm) and under, check out the CopperPlus electrode (part number 220777).  
<sup>2</sup>Consumable available in bulk packaging. See order information below.  
<sup>3</sup>Deflector for unshielded cutting.



Minimum order quantity		1	1	5	5	1
Consumable type	Torch type	Shield/deflector	Retaining cap	Nozzle	Electrode	Swirl ring
Max removal gouging <sup>3</sup> (45–65 A)	Hand/Machine	220798	220854	220797 <sup>2</sup>	220842 <sup>2</sup>	220857
Max control gouging <sup>4</sup> (45–65 A)	Hand/Machine	420480	220854	220797 <sup>2</sup>	220842 <sup>2</sup>	220857

<sup>2</sup>Consumable available in bulk packaging. See order information below.  
<sup>3</sup>The Max removal gouging shield is designed for aggressive metal removal, deep gouge profiles and extreme metal washing.  
<sup>4</sup>The Max control gouging shield is designed for more precise metal removal, shallower gouge profiles and light metal washing.

See page 38 for current system part number information.



### Torch adapter

Part number

428951



Upgrade to the revolutionary Hypertherm cartridge for Powermax® systems consumable platform with the installation of a torch adapter. See pages 40–41 to learn more.



Minimum order quantity		1	1	5	5	1
Consumable type	Torch type	Shield/deflector	Retaining cap	Nozzle	Electrode	Swirl ring
FineCut® (30–45 A)	Hand	220931	220854 or 220953 (ohmic)	220930 <sup>2</sup>	220842 <sup>2</sup>	220947
	Machine	220955or 220948 (ohmic)				

<sup>2</sup>Consumable available in bulk packaging. See order information below.



Minimum order quantity		1	1	1	1	1
Consumable type	Torch type	Retaining cap	Nozzle	Electrode	Swirl ring	
HyAccess drag cutting (30–65 A)	Hand	420413	420410	420408	220857	
HyAccess gouging (30–65 A)			420412			
<b>Quantity in kit</b>						
HyAccess kit – 428414 (30–65 A)	Hand	420413	420410 (cutting)	420412 (gouging)	420408	220857
		HyAccess cutting only starter pack – 428445 <sup>5</sup> HyAccess gouging only starter pack – 428446 <sup>6</sup>				

<sup>5</sup>Starter pack contains 1 retaining cap (420413), 1 cutting nozzle (420410) and 1 electrode (420408)

<sup>6</sup>Starter pack contains 1 retaining cap (420413), 1 gouging nozzle (420412) and 1 electrode (420408)



Minimum order quantity		1	1	1	5	1
Consumable type	Torch type	Retaining ring	Retaining cap	Nozzle/shield assembly	Electrode	Swirl ring
FlushCut (30–45 A) <sup>7</sup>	Hand/Machine	420540	420536	420633	420635	420634
<b>Quantity in kit</b>						
FlushCut kit – 428746 (30–45 A)	Hand/Machine	420540	420536	420633	420635	420634

<sup>7</sup>Using the 45 amp FlushCut consumables on the Powermax65 above 45 amps will cause premature consumable damage

### Duramax® consumable bulk kits

Order quantity	25	25	25	25	25	25	10	10
Bulk kit part number	228934	228767	228761	228762	228765	228759	228763	228764
Contents	220777 electrode	220842 electrode	220930 nozzle	220797 nozzle	220941 nozzle	220819 nozzle	220817 shield	220818 shield



See page 38 for current system part number information.

# Duramax® 75° hand torch parts

For use with the Powermax65®

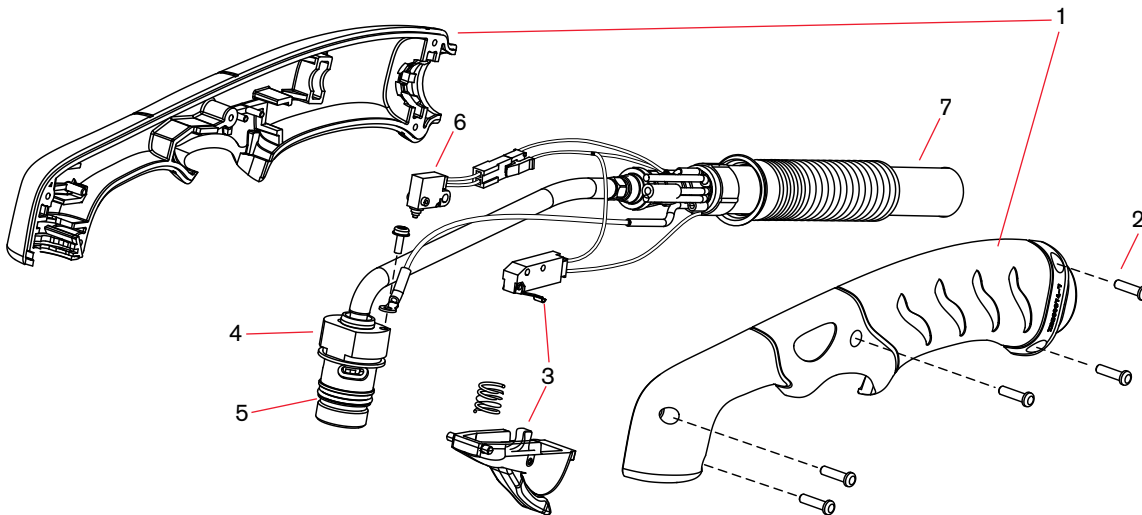


## Duramax 75° hand torch assembly

Item	Kit/Part number	Description
	059473	Duramax 75° hand torch assembly with 7.6 m (25') lead
	059474	Duramax 75° hand torch assembly with 15.2 m (50') lead
	059475	Duramax 75° hand torch assembly with 22.8 m (75') lead
1	228954	Kit: Duramax 75°/HRT Torch handle replacement
2	075714 <sup>1</sup>	Handle screws, #4 x 1/2 slotted TORX pan head, S/B
3	228721	Kit: Duramax 75°/Duramax 15°/HRT/HRTs (spring and trigger assembly)
4	228714*	Kit: Duramax 75° Torch main body replacement (3/8" coupler)
4	228958*	Kit: Duramax 75° Torch main body replacement (1/2" coupler)
5	058519	O-ring
6	228719	Kit: Duramax 75° Cap-sensor switch replacement
7	228959 <sup>1</sup>	Kit: Duramax 75° Torch lead replacement, 7.6 m (25')
7	228960 <sup>1</sup>	Kit: Duramax 75° Torch lead replacement, 15.2 m (50')
7	228961	Kit: Duramax 75° Torch lead replacement, 22.8 m (75')
	223125 <sup>2</sup>	Kit: 65 A Work lead with hand clamp, 7.6 m (25')

<sup>1</sup>Before ordering these parts verify the date the torch was built.

<sup>2</sup>Other work lead options available.



See page 38 for current system part number information.

# Duramax® 15° hand torch parts

For use with the Powermax65®

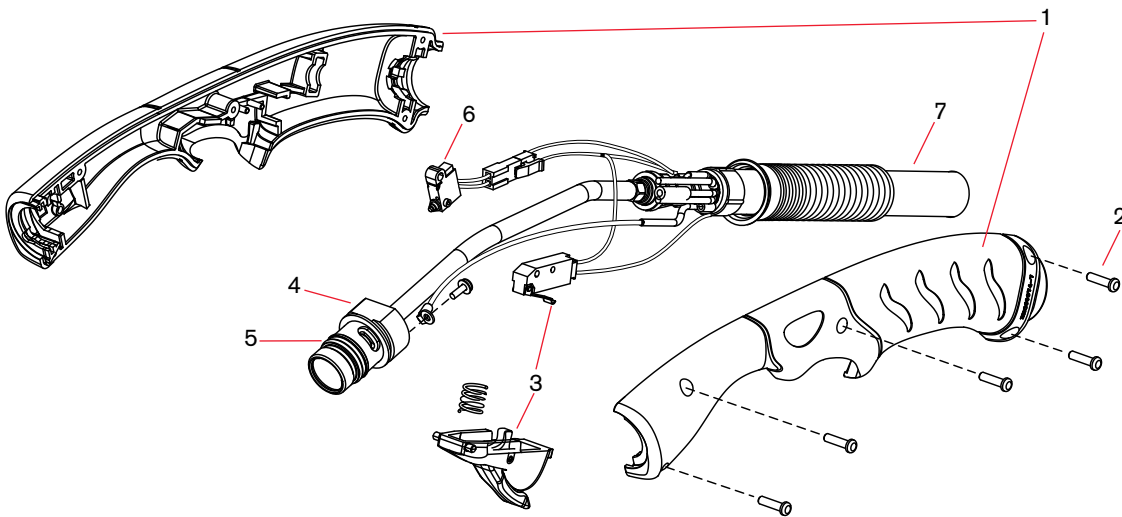


## Duramax 15° hand torch assembly

Item	Kit/Part number	Description
	059470	Duramax 15° hand torch assembly with 7.6 m (25') lead
	059471	Duramax 15° hand torch assembly with 15.2 m (50') lead
	059472	Duramax 15° hand torch assembly with 22.8 m (75') lead
1	228955	Kit: Duramax 15° Torch handle replacement
2	075714 <sup>1</sup>	Handle screws, #4 x 1/2 slotted TORX pan head, S/B
3	228721	Kit: Duramax 15°/Duramax 75°/HRT/HRTs (spring and trigger assembly)
4	228715 <sup>1</sup>	Kit: Duramax 15° Torch main body replacement (3/8" coupler)
4	228957 <sup>1</sup>	Kit: Duramax 15° Torch main body replacement (1/2" coupler)
5	058519	O-ring
6	228109	Kit: Duramax 15° Cap-sensor switch replacement
7	228959 <sup>1</sup>	Kit: Duramax 15° Torch lead replacement, 7.6 m (25')
7	228960 <sup>1</sup>	Kit: Duramax 15° Torch lead replacement, 15.2 m (50')
7	228961	Kit: Duramax 15° Torch lead replacement, 22.8 m (75')
	223125 <sup>2</sup>	Kit: 65 A Work lead with hand clamp, 7.6 m (25')

<sup>1</sup>Before ordering these parts verify the date the torch was built.

<sup>2</sup>Other work lead options available.



See page 38 for current system part number information.

# Duramax® 180° machine torch parts

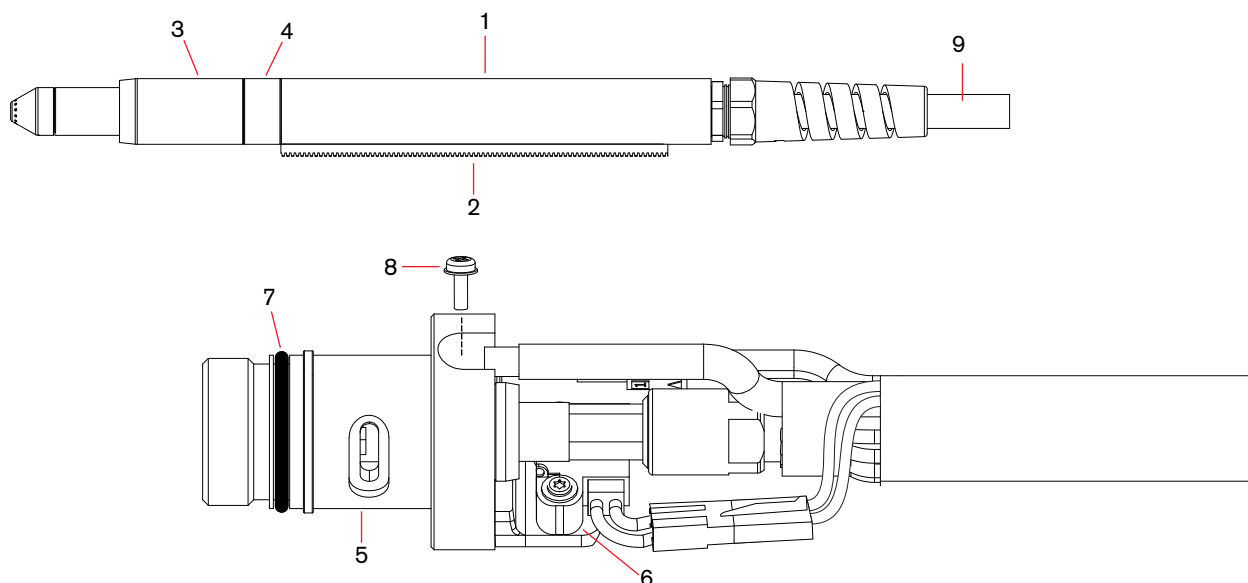
For use with the Powermax65®



## Duramax 180° machine torch assembly

Item	Kit/Part number	Description
	059476	Duramax 180° machine torch assembly with 4.5 m (15') lead
	059477	Duramax 180° machine torch assembly with 7.6 m (25') lead
	059478	Duramax 180° machine torch assembly with 10.7 m (35') lead
	059479	Duramax 180° machine torch assembly with 15.2 m (50') lead
	059480	Duramax 180° machine torch assembly with 22.8 m (75') lead
1	228737	Kit: Duramax 180° positioning sleeve
2	228738	Kit: Duramax 180° removable gear rack
3	228735	Kit: Duramax 180°/Duramax 180° torch front mounting sleeve
4	228736	Kit: Duramax 180°/Duramax 180° torch adapter ring (coupler)
5	228716	Kit: Duramax 180°/Duramax 180° torch main body replacement
6	228720	Kit: Cap-sensor switch replacement
7	058519	O-ring
8	075504	Pilot terminal screw
9	228730	Kit: Duramax 180°/Duramax 180° torch lead replacement, 4.5 m (15')
9	228731	Kit: Duramax 180°/Duramax 180° torch lead replacement, 7.6 m (25')
9	228732	Kit: Duramax 180°/Duramax 180° torch lead replacement, 10.7 m (35')
9	228733	Kit: Duramax 180°/Duramax 180° torch lead replacement, 15.2 m (50')
9	228734	Kit: Duramax 180°/Duramax 180° torch lead replacement, 22.8 m (75')
	128650	Remote start pendant for machine torch, 7.6 m (25')
	128651	Remote start pendant for machine torch, 15.2 m (50')
	128652	Remote start pendant for machine torch, 22.8 m (75')
	223125 <sup>1</sup>	Kit: 65 A Work lead with hand clamp, 7.6 m (25')

<sup>1</sup>Other work lead options available.



See page 38 for current system part number information.

# Duramax® 180° mini machine torch parts

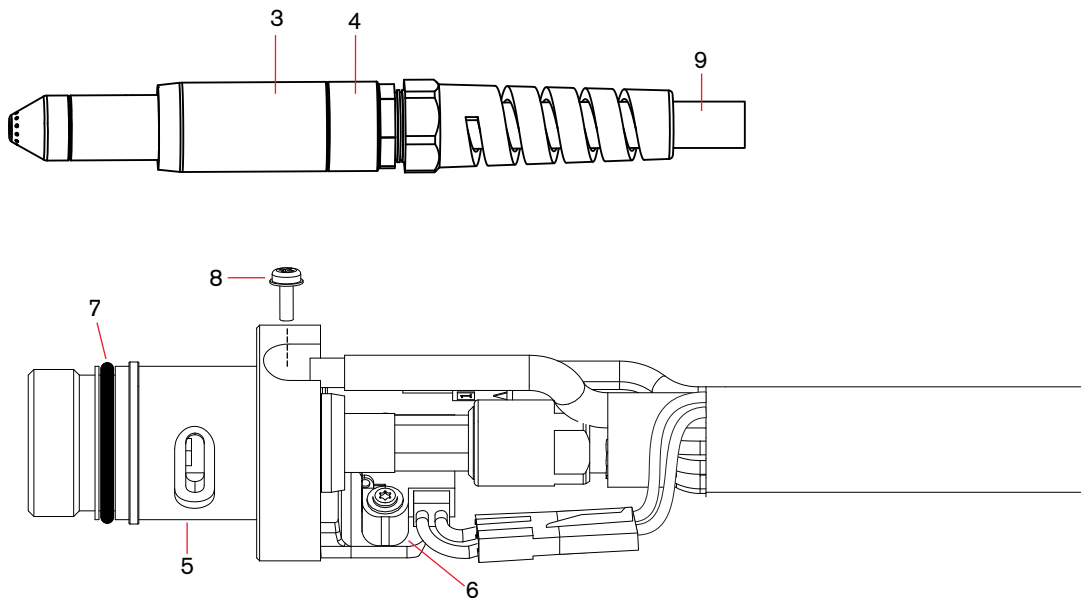
For use with the Powermax65®



## Duramax 180° mini torch assembly

Item	Kit/Part number	Description
	059481	Duramax 180° mini machine torch assembly with 4.5 m (15') lead
	059482	Duramax 180° mini machine torch assembly with 7.6 m (25') lead
	059483	Duramax 180° mini machine torch assembly with 10.7 m (35') lead
	059484	Duramax 180° mini machine torch assembly with 15.2 m (50') lead
3	220956	Kit: Duramax 180°/Duramax 180° mini torch front mounting sleeve
4	228736	Kit: Duramax 180°/Duramax 180° mini torch adapter ring (coupler)
5	228716	Kit: Duramax 180°/Duramax 180° mini torch main body replacement
6	228720	Kit: Cap-sensor switch replacement
7	058519	O-ring
8	075504	Pilot terminal screw
9	228730	Kit: Duramax 180°/Duramax 180° mini torch lead replacement, 4.5 m (15')
9	228731	Kit: Duramax 180°/Duramax 180° mini torch lead replacement, 7.6 m (25')
9	228732	Kit: Duramax 180°/Duramax 180° mini torch lead replacement, 10.7 m (35')
9	228733	Kit: Duramax 180°/Duramax 180° mini torch lead replacement, 15.2 m (50')
9	228734	Kit: Duramax 180°/Duramax 180° mini torch lead replacement, 22.8 m (75')
	128650	Remote start pendant for machine torch, 7.6 m (25')
	128651	Remote start pendant for machine torch, 15.2 m (50')
	128652	Remote start pendant for machine torch, 22.8 m (75')
	223125 <sup>1</sup>	Kit: 65 A Work lead with hand clamp, 7.6 m (25')

<sup>1</sup>Other work lead options available.



See page 38 for current system part number information.

# Duramax® 180° robotic torch parts

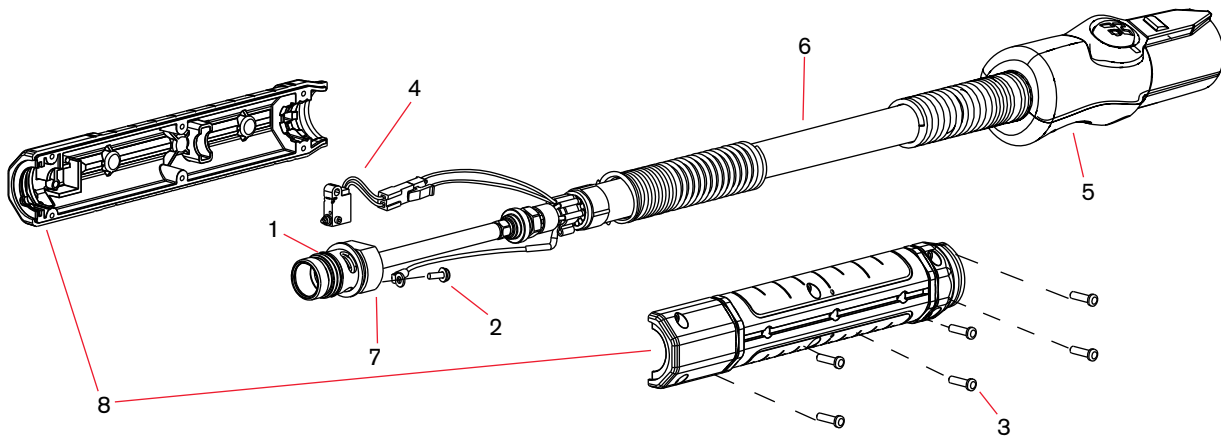
For use with the Powermax65®



## Duramax 180° robotic torch assembly

The entire Duramax 180° robotic torch assembly with leads can be replaced, or individual component parts can be replaced.

Item	Kit/Part number	Description
	059466	Duramax 180° robotic torch assembly with 7.6 m (25') lead
	059587	Duramax 180° robotic torch assembly with 15.2 m (50') lead
1	058519	O-ring
2	075504	Pilot terminal screw
3	075714	#4 x 1/2 slotted TORX pan head screws
4	228109	Kit: Cap-sensor switch replacement
5	428260	Kit: FastConnect replacement
6	228852	Kit: Robotic torch lead replacement, 7.6 m (25')
7	228853	Kit: 180° Robotic torch main body replacement
8	228856	Kit: 180° Robotic torch positioning barrel replacement
	228806	Kit: Robotic torch clamp assembly



See page 38 for current system part number information.

# Duramax® 90° robotic torch parts

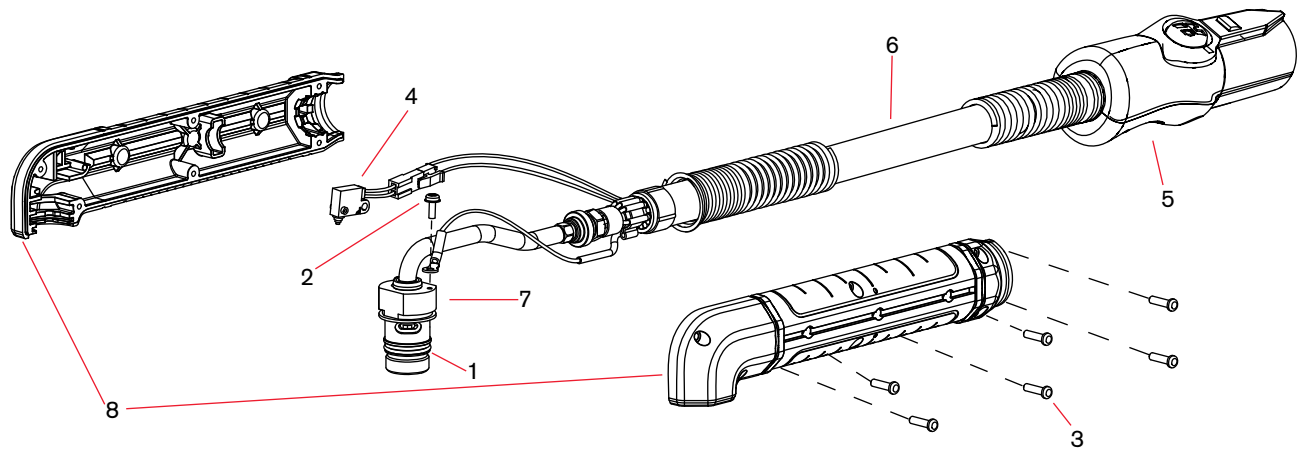
For use with the Powermax65®



## Duramax 90° robotic torch assembly

The entire Duramax 90° robotic torch assembly with leads can be replaced, or individual component parts can be replaced.

Item	Kit/Part number	Description
	059465	Duramax 90° robotic torch assembly with 7.6 m (25') lead
	059586	Duramax 90° robotic torch assembly with 15.2 m (50') lead
1	058519	O-ring
2	075504	Pilot terminal screw
3	075714	#4 x 1/2 slotted TORX pan head screws
4	228109	Kit: Cap-sensor switch replacement
5	428260	Kit: FastConnect replacement
6	228852	Kit: Robotic torch lead replacement, 7.6 m (25')
7	228854	Kit: 90° Robotic torch main body replacement
8	228857	Kit: 90° Robotic torch positioning barrel replacement
	228806	Kit: Robotic torch clamp assembly



See page 38 for current system part number information.

# Duramax® 45° robotic torch parts

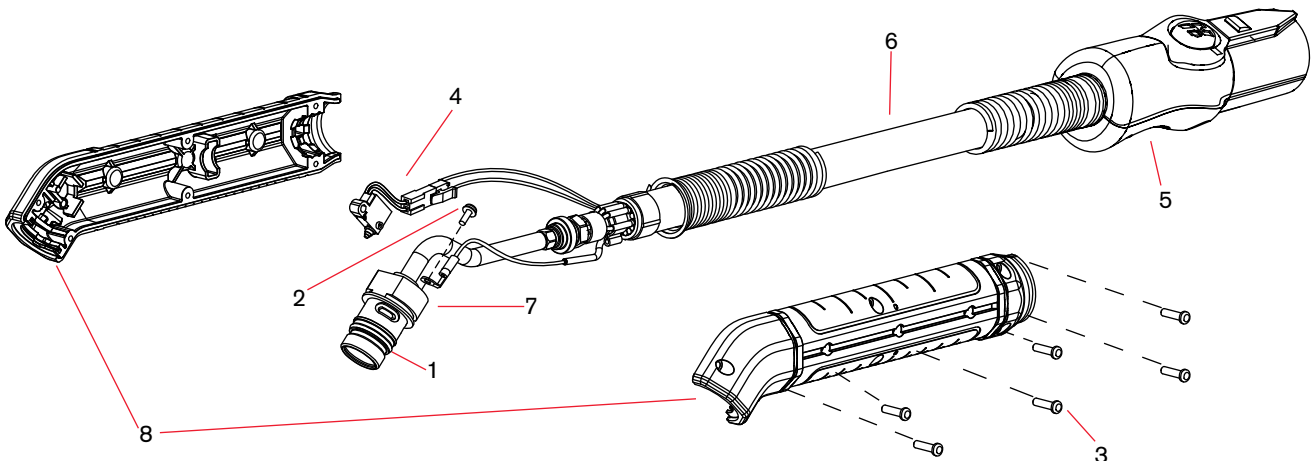
For use with the Powermax65®



## Duramax 45° robotic torch assembly

The entire Duramax 45° robotic torch assembly with leads can be replaced, or individual component parts can be replaced.

Item	Kit/Part number	Description
	059464	Duramax 45° robotic torch assembly with 7.6 m (25') lead
	059585	Duramax 45° robotic torch assembly with 15.2 m (50') lead
1	058519	O-ring
2	075504	Pilot terminal screw
3	075714	#4 x 1/2 slotted TORX pan head screws
4	228109	Kit: Cap-sensor switch replacement
5	428260	Kit: FastConnect replacement
6	228852	Kit: Robotic torch lead replacement, 7.6 m (25')
7	228855	Kit: 45° Robotic torch main body replacement
8	228858	Kit: 45° Robotic torch positioning barrel replacement
	228806	Kit: Robotic torch clamp assembly



See page 38 for current system part number information.





Hypertherm

65A

**powermax 65**

# Powermax85®

## Duramax® hand/machine torch consumables



Minimum order quantity		1	1	5	5	1
Consumable type	Torch type	Shield/deflector	Retaining cap	Nozzle	Electrode	Swirl ring
Drag cutting (30–85 A)	Hand	220818 <sup>2</sup>	220854	220941 <sup>2</sup> (45 A)	220842 <sup>2</sup> or 220777 <sup>1,2</sup>	220857
				220819 <sup>2</sup> (65 A)		
				220816 <sup>2</sup> (85 A)		
Quantity in kit		2	1	7	7	1
Essential cutting kit – 851468 (30–85 A)	Hand	220818	220854	220816	220842	220857



<sup>1</sup>For longer consumable life when cutting metal 1/2 inch (12 mm) and under, check out the CopperPlus electrode (part number 220777).  
<sup>2</sup>Consumable available in bulk packaging. See order information below.



Minimum order quantity		1	1	5	5	1		
Consumable type	Torch type	Shield/deflector	Retaining cap	Nozzle	Electrode	Swirl ring		
Mechanized (30–85 A)	Machine	220817 <sup>2</sup> or 220955 <sup>3</sup>	220854 or 220953 ohmic	220941 <sup>2</sup> (45 A)	220842 <sup>2</sup> or 220777 <sup>1,2</sup>	220857		
				220819 <sup>2</sup> (65 A)				
				220816 <sup>2</sup> (85 A)				
Quantity in kit		2	1	7	4	3		
Essential cutting kit – 851469 or 851470 (ohmic) (30–85 A)	Machine	220817 (Shield)	220955 (Deflector)	220854 or 220953 ohmic	220816 <sup>2</sup>	220842 (Cutting)	220777 (CopperPlus)	220857



<sup>1</sup>For longer consumable life when cutting metal 1/2 inch (12 mm) and under, check out the CopperPlus electrode (part number 220777).  
<sup>2</sup>Consumable available in bulk packaging. See order information below.  
<sup>3</sup>Deflector for unshielded cutting.



Minimum order quantity		1	1	5	5	1
Consumable type	Torch type	Shield/deflector	Retaining cap	Nozzle	Electrode	Swirl ring
Max removal gouging <sup>4</sup> (45–85 A)	Hand/Machine	220798	220854	220797 <sup>2</sup>	220842 <sup>2</sup>	220857
Max control gouging <sup>5</sup> (45–85 A)	Hand/Machine	420480	220854	220797 <sup>2</sup>	220842 <sup>2</sup>	220857

<sup>2</sup>Consumable available in bulk packaging. See order information below.  
<sup>4</sup>The Max removal gouging shield is designed for aggressive metal removal, deep gouge profiles and extreme metal washing.  
<sup>5</sup>The Max control gouging shield is designed for more precise metal removal, shallower gouge profiles and light metal washing.

See page 38 for current system part number information.


## Torch adapter

Part number

428951



Upgrade to the revolutionary Hypertherm cartridge for Powermax® systems consumable platform with the installation of a torch adapter. See pages 40–41 to learn more.



Minimum order quantity		1	1	5	5	1
Consumable type	Torch type	Shield/deflector	Retaining cap	Nozzle	Electrode	Swirl ring
FineCut® (30–45 A)	Hand	220931	220854 or 220953 (ohmic)	220930 <sup>2</sup>	220842 <sup>2</sup>	220947
	Machine	220955 or 220948 (ohmic)				

<sup>2</sup>Consumable available in bulk packaging. See order information below.



Minimum order quantity		1	1	1	1	1
Consumable type	Torch type	Retaining cap	Nozzle	Electrode	Swirl ring	
HyAccess drag cutting (30–65 A)	Hand	420413	420410	420408	220857	
HyAccess gouging (30–65 A)			420412			
Quantity in kit		1	1	1	2	1
HyAccess kit – 428414 (30–65 A)	Hand	420413	420410 (cutting)	420412 (gouging)	420408	220857
		HyAccess cutting only starter pack – 428445 <sup>6</sup> HyAccess gouging only starter pack – 428446 <sup>7</sup>				



Warning: The Duramax HyAccess (65 amps and below) consumables should not be operated above 65 amps

<sup>6</sup>Starter pack contains 1 retaining cap (420413), 1 cutting nozzle (420410) and 1 electrode (420408)

<sup>7</sup>Starter pack contains 1 retaining cap (420413), 1 gouging nozzle (420412) and 1 electrode (420408)



Minimum order quantity		1	1	1	5	1
Consumable type	Torch type	Retaining ring	Retaining cap	Nozzle/shield assembly	Electrode	Swirl ring
FlushCut (30–45 A) <sup>1</sup>	Hand/Machine	420540	420536	420633	420635	420634
Quantity in kit		1	1	1	1	1
FlushCut kit – 428746 (30–45 A)	Hand/Machine	420540	420536	420633	420635	420634

<sup>1</sup>Using the 45 amp FlushCut consumables on the Powermax85 above 45 amps will cause premature consumable damage

## Duramax® consumable bulk kits

Order quantity	25	25	25	25	25	25	25	10	10
Bulk kit part number	228934	228767	228761	228762	228765	228759	228760	228763	228764
Contents	220777 electrode	220842 electrode	220930 nozzle	220797 nozzle	220941 nozzle	220819 nozzle	220816 nozzle	220817 shield	220818 shield



See page 38 for current system part number information.

# Duramax® 75° hand torch parts

For use with the Powermax85®

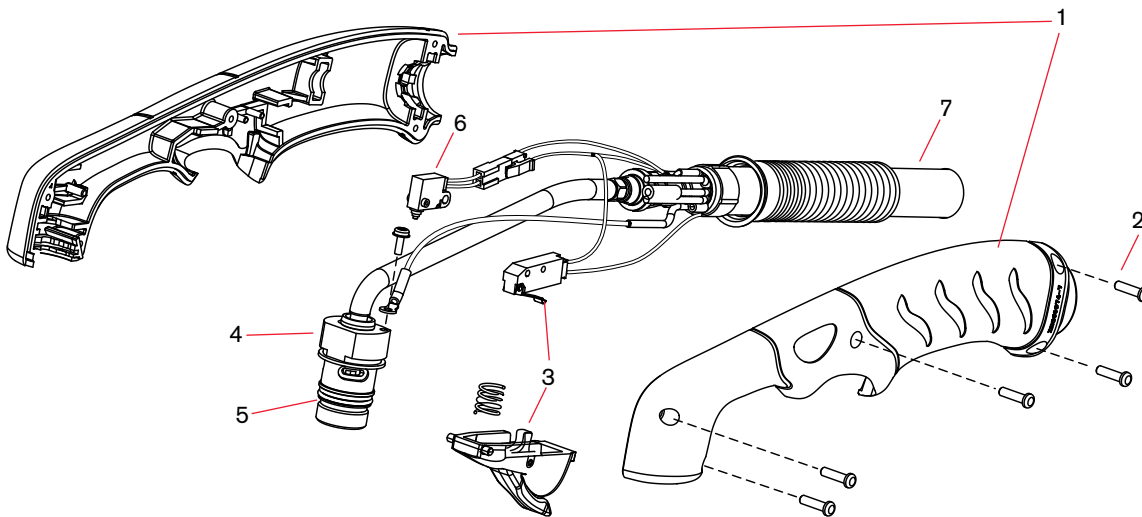


## Duramax 75° hand torch assembly

Item	Kit/Part number	Description
	059473	Duramax 75° hand torch assembly with 7.6 m (25') lead
	059474	Duramax 75° hand torch assembly with 15.2 m (50') lead
	059475	Duramax 75° hand torch assembly with 22.8 m (75') lead
1	228954	Kit: Duramax 75°/HRT Torch handle replacement
2	075714 <sup>1</sup>	Handle screws, #4 x 1/2 slotted TORX pan head, S/B
3	228721	Kit: Duramax 75°/Duramax 15°/HRT/HRTs (spring and trigger assembly)
4	228714 <sup>1</sup>	Kit: Duramax 75° Torch main body replacement (3/8" coupler)
4	228958 <sup>1</sup>	Kit: Duramax 75° Torch main body replacement (1/2" coupler)
5	058519	O-ring
6	228719	Kit: Duramax 75° Cap-sensor switch replacement
7	228959 <sup>1</sup>	Kit: Duramax 75° Torch lead replacement, 7.6 m (25')
7	228960 <sup>1</sup>	Kit: Duramax 75° Torch lead replacement, 15.2 m (50')
7	228961	Kit: Duramax 75° Torch lead replacement, 22.8 m (75')
	223035 <sup>2</sup>	Kit: 85 A Work lead with hand clamp, 7.6 m (25')

<sup>1</sup>Before ordering these parts verify the date the torch was built.

<sup>2</sup>Other work lead options available.



See page 38 for current system part number information.

# Duramax® 15° hand torch parts

For use with the Powermax85®

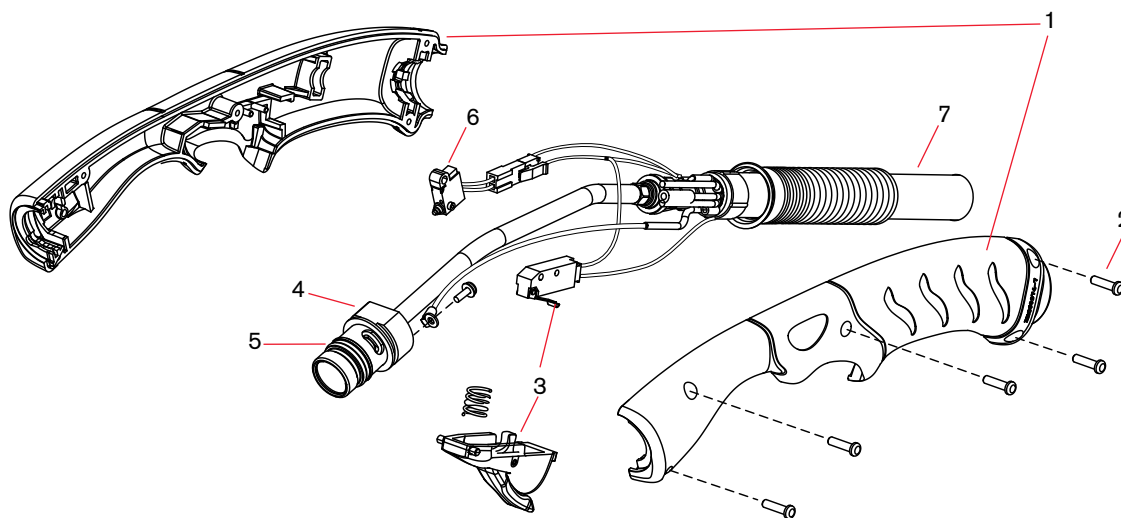


## Duramax 15° hand torch assembly

Item	Kit/Part number	Description
	059470	Duramax 15° hand torch assembly with 7.6 m (25') lead
	059471	Duramax 15° hand torch assembly with 15.2 m (50') lead
	059472	Duramax 15° hand torch assembly with 22.8 m (75') lead
1	228955	Kit: Duramax 15° Torch handle replacement
2	075714 <sup>1</sup>	Handle screws, #4 x 1/2 slotted TORX pan head, S/B
3	228721	Kit: Duramax 15°/Duramax 75°/HRT/HRTs (spring and trigger assembly)
4	228715 <sup>1</sup>	Kit: Duramax 15° Torch main body replacement (3/8" coupler)
4	228957 <sup>1</sup>	Kit: Duramax 15° Torch main body replacement (1/2" coupler)
5	058519	O-ring
6	228109	Kit: Duramax 15° Cap-sensor switch replacement
7	228959 <sup>1</sup>	Kit: Duramax 15° Torch lead replacement, 7.6 m (25')
7	228960 <sup>1</sup>	Kit: Duramax 15° Torch lead replacement, 15.2 m (50')
7	228961	Kit: Duramax 15° Torch lead replacement, 22.8 m (75')
	223035 <sup>2</sup>	Kit: 85 A Work lead with hand clamp, 7.6 m (25')

<sup>1</sup>Before ordering these parts verify the date the torch was built.


<sup>2</sup>Other work lead options available.



See page 38 for current system part number information.

# Duramax® 180° machine torch parts

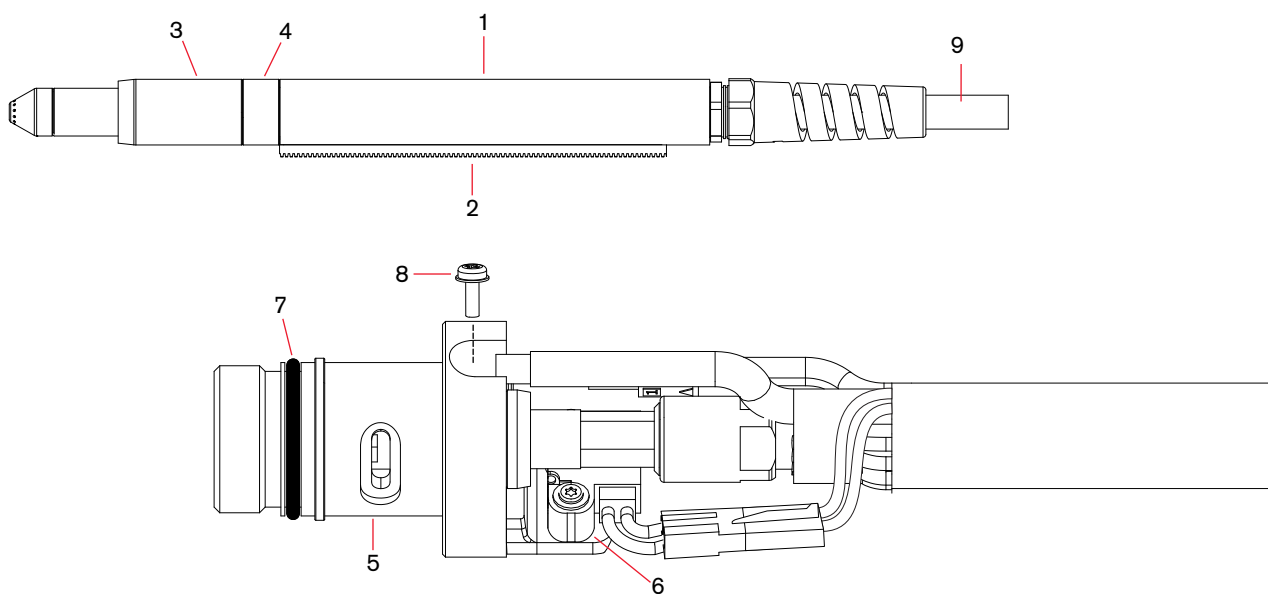
For use with the Powermax85®



## Duramax 180° machine torch assembly

Item	Kit/Part number	Description
	059476	Duramax 180° machine torch assembly with 4.5 m (15') lead
	059477	Duramax 180° machine torch assembly with 7.6 m (25') lead
	059478	Duramax 180° machine torch assembly with 10.7 m (35') lead
	059479	Duramax 180° machine torch assembly with 15.2 m (50') lead
	059480	Duramax 180° machine torch assembly with 22.8 m (75') lead
1	228737	Kit: Duramax 180° positioning sleeve
2	228738	Kit: Duramax 180° removable gear rack
3	228735	Kit: Duramax 180°/Duramax 180° torch front mounting sleeve
4	228736	Kit: Duramax 180°/Duramax 180° torch adapter ring (coupler)
5	228716	Kit: Duramax 180°/Duramax 180° torch main body replacement
6	228720	Kit: Cap-sensor switch replacement
7	058519	O-ring
8	075504	Pilot terminal screw
9	228730	Kit: Duramax 180°/Duramax 180° torch lead replacement, 4.5 m (15')
9	228731	Kit: Duramax 180°/Duramax 180° torch lead replacement, 7.6 m (25')
9	228732	Kit: Duramax 180°/Duramax 180° torch lead replacement, 10.7 m (35')
9	228733	Kit: Duramax 180°/Duramax 180° torch lead replacement, 15.2 m (50')
9	228734	Kit: Duramax 180°/Duramax 180° torch lead replacement, 22.8 m (75')
	128650	Remote start pendant for machine torch, 7.6 m (25')
	128651	Remote start pendant for machine torch, 15.2 m (50')
	128652	Remote start pendant for machine torch, 22.8 m (75')
	223035 <sup>1</sup>	Kit: 85 A Work lead with hand clamp, 7.6 m (25')

<sup>1</sup>Other work lead options available.



See page 38 for current system part number information.

# Duramax® 180° mini machine torch parts

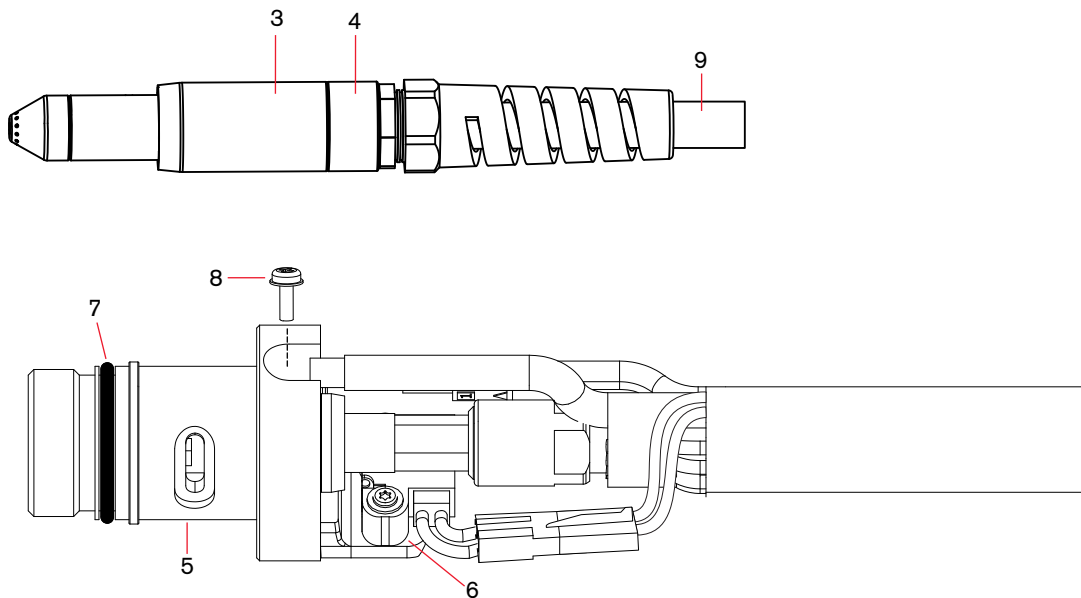
For use with the Powermax85®



## Duramax 180° mini machine torch assembly

Item	Kit/Part number	Description
	059481	Duramax 180° mini machine torch assembly with 4.5 m (15') lead
	059482	Duramax 180° mini machine torch assembly with 7.6 m (25') lead
	059483	Duramax 180° mini machine torch assembly with 10.7 m (35') lead
	059484	Duramax 180° mini machine torch assembly with 15.2 m (50') lead
3	220956	Kit: Duramax 180°/Duramax 180° mini torch front mounting sleeve
4	228736	Kit: Duramax 180°/Duramax 180° mini torch adapter ring (coupler)
5	228716	Kit: Duramax 180°/Duramax 180° mini torch main body replacement
6	228720	Kit: Cap-sensor switch replacement
7	058519	O-ring
8	075504	Pilot terminal screw
9	228730	Kit: Duramax 180°/Duramax 180° mini torch lead replacement, 4.5 m (15')
9	228731	Kit: Duramax 180°/Duramax 180° mini torch lead replacement, 7.6 m (25')
9	228732	Kit: Duramax 180°/Duramax 180° mini torch lead replacement, 10.7 m (35')
9	228733	Kit: Duramax 180°/Duramax 180° mini torch lead replacement, 15.2 m (50')
9	228734	Kit: Duramax 180°/Duramax 180° mini torch lead replacement, 22.8 m (75')
	128650	Remote start pendant for machine torch, 7.6 m (25')
	128651	Remote start pendant for machine torch, 15.2 m (50')
	128652	Remote start pendant for machine torch, 22.8 m (75')
	223035 <sup>1</sup>	Kit: 85 A Work lead with hand clamp, 7.6 m (25')

<sup>1</sup>Other work lead options available.



See page 38 for current system part number information.

# Duramax® 180° robotic torch parts

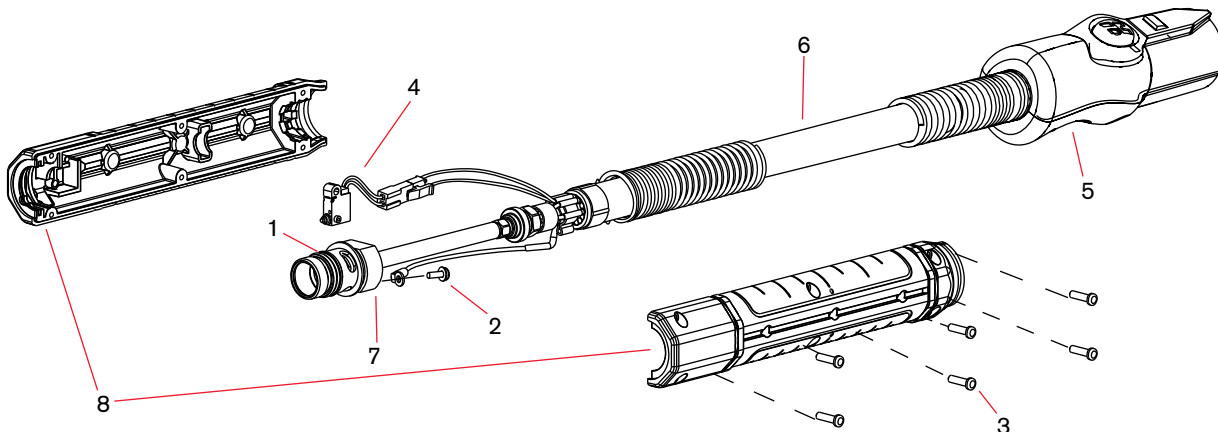
For use with the Powermax85®



## Duramax 180° robotic torch assembly

The entire Duramax 180° robotic torch assembly with leads can be replaced, or individual component parts can be replaced.

Item	Kit/Part number	Description
	059466	Duramax 180° robotic torch assembly with 7.6 m (25') lead
	059587	Duramax 180° robotic torch assembly with 15.2 m (50') lead
1	058519	O-ring
2	075504	Pilot terminal screw
3	075714	#4 x 1/2 slotted TORX pan head screws
4	228109	Kit: Cap-sensor switch replacement
5	428260	Kit: FastConnect replacement
6	228852	Kit: Robotic torch lead replacement, 7.6 m (25')
7	228853	Kit: 180° Robotic torch main body replacement
8	228856	Kit: 180° Robotic torch positioning barrel replacement
	228806	Kit: Robotic torch clamp assembly



See page 38 for current system part number information.



# Duramax® 90° robotic torch parts

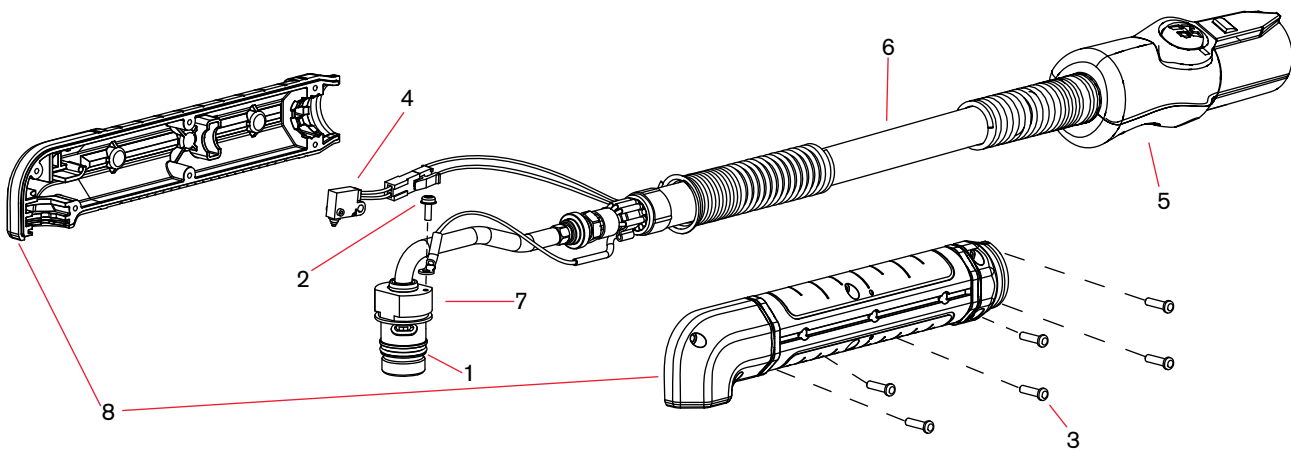
For use with the Powermax85®



## Duramax 90° robotic torch assembly

The entire Duramax 90° robotic torch assembly with leads can be replaced, or individual component parts can be replaced.

Item	Kit/Part number	Description
	059465	Duramax 90° robotic torch assembly with 7.6 m (25') lead
	059586	Duramax 90° robotic torch assembly with 15.2 m (50') lead
1	058519	O-ring
2	075504	Pilot terminal screw
3	075714	#4 x 1/2 slotted TORX pan head screws
4	228109	Kit: Cap-sensor switch replacement
5	428260	Kit: FastConnect replacement
6	228852	Kit: Robotic torch lead replacement, 7.6 m (25')
7	228854	Kit: 90° Robotic torch main body replacement
8	228857	Kit: 90° Robotic torch positioning barrel replacement
	228806	Kit: Robotic torch clamp assembly



See page 38 for current system part number information.

# Duramax® 45° robotic torch parts

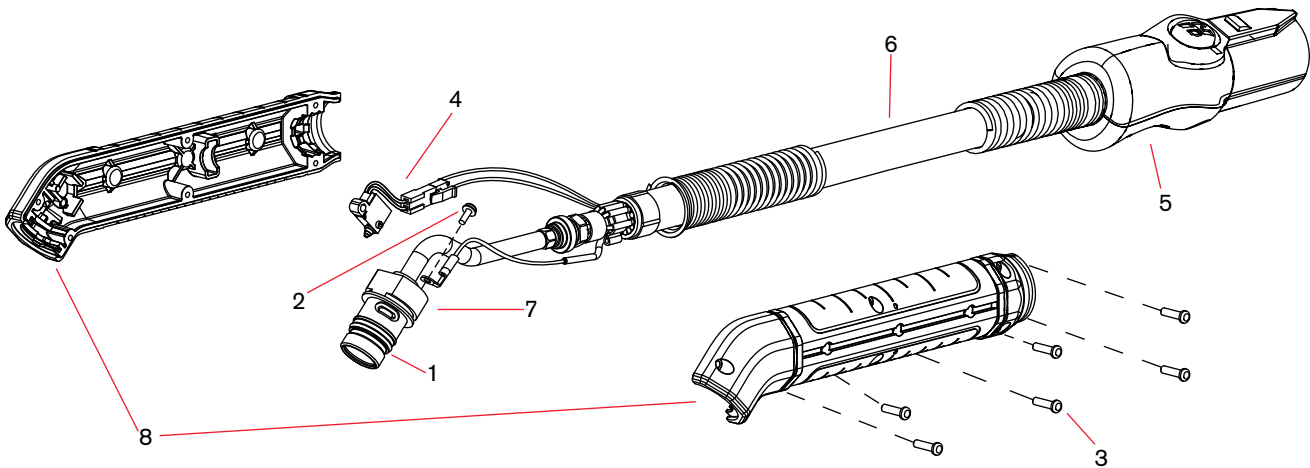
For use with the Powermax85®



## Duramax 45° robotic torch assembly

The entire Duramax 45° robotic torch assembly with leads can be replaced, or individual component parts can be replaced.

Item	Kit/Part number	Description
	059464	Duramax 45° robotic torch assembly with 7.6 m (25') lead
	059585	Duramax 45° robotic torch assembly with 15.2 m (50') lead
1	058519	O-ring
2	075504	Pilot terminal screw
3	075714	#4 x 1/2 slotted TORX pan head screws
4	228109	Kit: Cap-sensor switch replacement
5	428260	Kit: FastConnect replacement
6	228852	Kit: Robotic torch lead replacement, 7.6 m (25')
7	228855	Kit: 45° Robotic torch main body replacement
8	228858	Kit: 45° Robotic torch positioning barrel replacement
	228806	Kit: Robotic torch clamp assembly




See page 38 for current system part number information.



# Powermax105®


## Duramax® hand/machine torch consumables



Minimum order quantity		1	1	5	5	1
Consumable type	Torch type	Shield/deflector	Retaining cap	Nozzle	Electrode	Swirl ring
Drag cutting (30–105 A)	Hand	220818 <sup>2</sup> (45 A)	220854	220941 <sup>2</sup> (45 A)	220842 <sup>2</sup> or 220777 <sup>1,2</sup>	220994
		220818 <sup>2</sup> (65 A)		220819 <sup>2</sup> (65 A)		
		220818 <sup>2</sup> (85 A)		220816 <sup>2</sup> (85 A)		
		220992 <sup>2</sup> (105 A)		220990 (105 A)		
Quantity in kit		2	1	7	7	1
Essential cutting kit – 851471 (30–105 A)	Hand	220992	220854	220990	220842	220994




<sup>1</sup>For longer consumable life when cutting metal 1/2 inch (12 mm) and under, check out the CopperPlus electrode (part number 220777).  
<sup>2</sup>Consumable available in bulk packaging. See order information below.



Minimum order quantity		1	1	5	5	1					
Consumable type	Torch type	Shield/deflector	Retaining cap	Nozzle	Electrode	Swirl ring					
Mechanized (30–105 A)	Machine	220817 <sup>2</sup> or 220955 <sup>3</sup> (45 A)	220854 or 220953 ohmic	220941 <sup>2</sup> (45 A)	220842 <sup>2</sup> or 220777 <sup>1,2</sup>	220994					
		220817 <sup>2</sup> or 220955 <sup>3</sup> (65 A)		220819 <sup>2</sup> (65 A)							
		220817 <sup>2</sup> or 220955 <sup>3</sup> (85 A)		220816 <sup>2</sup> (85 A)							
		220993 <sup>2</sup> or 220955 <sup>3</sup> (105 A)		220990 <sup>2</sup> (105 A)							
Quantity in kit		1	1	7	4	3					
Essential cutting kit – 851472 or 851473 (ohmic) (30–105 A)	Machine	220817 (Shield)	220955 (Deflector)	220993 105 A (Shield)	220854 or 220953 ohmic	220990 (85–105 A)	220819 (65 A)	220816 (85 A)	220842 (Cutting)	220777 (CopperPlus)	220994



<sup>1</sup>For longer consumable life when cutting metal 1/2 inch (12 mm) and under, check out the CopperPlus electrode (part number 220777).  
<sup>2</sup>Consumable available in bulk packaging. See order information below.  
<sup>3</sup>Deflector for unshielded cutting.



Minimum order quantity		1	1	5	5	1
Consumable type	Torch type	Shield/deflector	Retaining cap	Nozzle	Electrode	Swirl ring
Max removal gouging <sup>4</sup> (45–105 A)	Hand/Machine	220798	220854	220797 (45 A)	220842 <sup>2</sup>	220994
Max control gouging <sup>5</sup> (45–105 A)	Hand/Machine	420480		220797 (65 A)		
				220797 (85 A)		
				220991 (105 A)		

<sup>2</sup>Consumable available in bulk packaging. See order information below.  
<sup>4</sup>The Max removal gouging shield is designed for aggressive metal removal, deep gouge profiles and extreme metal washing.  
<sup>5</sup>The Max control gouging shield is designed for more precise metal removal, shallower gouge profiles and light metal washing.

See page 38 for current system part number information.

### Torch adapter



Part number	428951
-------------	--------

Upgrade to the revolutionary Hypertherm cartridge for Powermax® systems consumable platform with the installation of a torch adapter. See pages 40–41 to learn more.



Minimum order quantity		1	1	5	5	1
Consumable type	Torch type	Shield/deflector	Retaining cap	Nozzle	Electrode	Swirl ring
FineCut® (30–45 A)	Hand Machine	220931 220955 or 220948 (ohmic)	220854 or 220953 (ohmic)	220930 <sup>2</sup>	220842 <sup>2</sup>	220947

<sup>2</sup>Consumable available in bulk packaging. See order information below.



Minimum order quantity		1	1	1	1
Consumable type	Torch type	Retaining cap	Nozzle	Electrode	Swirl ring
HyAccess drag cutting (30–65 A)	Hand	420413	420410	420408	220857 or 220994
HyAccess gouging (30–65 A)			420412		

Quantity in kit		1	1	1	2	1
HyAccess kit – 428414 (30–65 A)	Hand	420413	420410 (cutting)	420412 (gouging)	420408	220857
		HyAccess cutting only starter pack – 428445 <sup>3</sup> HyAccess gouging only starter pack – 428446 <sup>4</sup>				



Warning: The Duramax HyAccess (65 amps and below) consumables should not be operated above 65 amps

<sup>3</sup>Starter pack contains 1 retaining cap (420413), 1 cutting nozzle (420410) and 1 electrode (420408)

<sup>4</sup>Starter pack contains 1 retaining cap (420413), 1 gouging nozzle (420412) and 1 electrode (420408)



Minimum order quantity		1	1	1	5	1
Consumable type	Torch type	Retaining ring	Retaining cap	Nozzle/shield assembly	Electrode	Swirl ring
FlushCut (30–45 A) <sup>2</sup>	Hand/Machine	420540	420536	420633	420635	420634
FlushCut (65–105 A) <sup>2</sup>	Hand/Machine	420540	420536	420533	220842 or 220777 <sup>1</sup>	420539

Quantity in kit		1	1	1	1	1
FlushCut kit – 428647 (65–105 A)	Hand/Machine	420540	420536	420533	220842	420539

<sup>1</sup>For longer consumable life when cutting metal 1/2 inch (12 mm) and under, check out the CopperPlus electrode (part number 220777).

<sup>2</sup>Using the 45 amp FlushCut consumables on the Powermax105 above 45 amps will cause premature consumable damage.

### Duramax® consumable bulk kits

Order quantity	25	25	25	25	25	25	25	25	25	10	10	10	10
Bulk kit part number	228934	228767	228760	228759	228761	228762	228765	228797	228796	228798	228799	228763	228764
Contents	220777 electrode	220842 electrode	220816 nozzle	220819 nozzle	220930 nozzle	220797 nozzle	220941 nozzle	220990 nozzle	220991 nozzle	220992 shield	220993 shield	220817 shield	220818 shield



See page 38 for current system part number information.

# Duramax® 75° hand torch parts

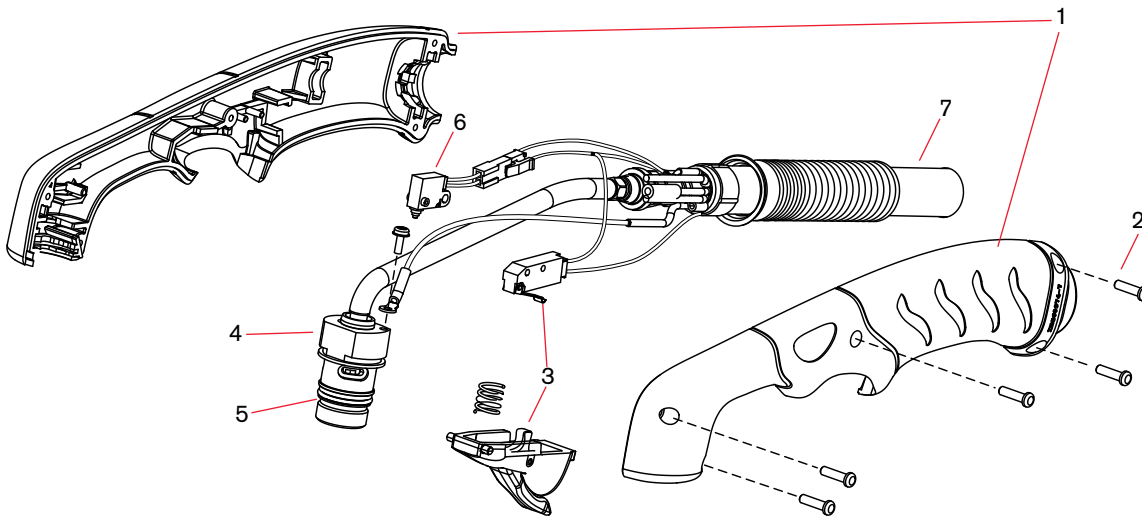
For use with the Powermax105®



## Duramax 75° hand torch assembly

Item	Kit/Part number	Description
	059473	Duramax 75° hand torch assembly with 7.6 m (25') lead
	059474	Duramax 75° hand torch assembly with 15.2 m (50') lead
	059475	Duramax 75° hand torch assembly with 22.8 m (75') lead
1	228954	Kit: Duramax 75°/HRT Torch handle replacement
2	075714	Handle screws, #4 x 1/2 slotted TORX pan head, S/B
3	228721	Kit: Duramax 75°/Duramax 15°/HRT/HRTs (spring and trigger assembly)
4	228958	Kit: Duramax 75° Torch main body replacement
5	058519	O-ring
6	228719	Kit: Duramax 75° Cap-sensor switch replacement
7	228959	Kit: Duramax 75° Torch lead replacement, 7.6 m (25')
7	228960	Kit: Duramax 75° Torch lead replacement, 15.2 m (50')
7	228961	Kit: Duramax 75° Torch lead replacement, 22.8 m (75')
	223254 <sup>1</sup>	Kit: 105 A Work lead with hand clamp, 7.6 m (25')

<sup>1</sup>Other work lead options available.



See page 38 for current system part number information.

# Duramax® 15° hand torch parts

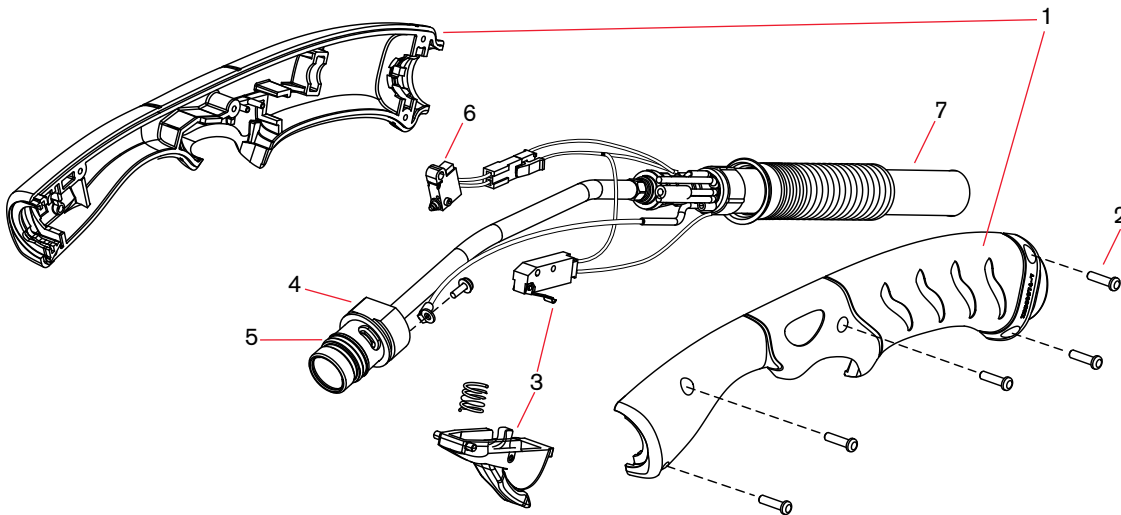
For use with the Powermax105®



## Duramax 15° hand torch assembly

Item	Kit/Part number	Description
	059470	Duramax 15° hand torch assembly with 7.6 m (25') lead
	059471	Duramax 15° hand torch assembly with 15.2 m (50') lead
	059472	Duramax 15° hand torch assembly with 22.8 m (75') lead
1	228955	Kit: Duramax 15° Torch handle replacement
2	075714	Handle screws, #4 x 1/2 slotted TORX pan head, S/B
3	228721	Kit: Duramax 15°/Duramax 75°/HRT/HRTs (spring and trigger assembly)
4	228957	Kit: Duramax 15° Torch main body replacement
5	058519	O-ring
6	228109	Kit: Duramax 15° Cap-sensor switch replacement
7	228959	Kit: Duramax 15° Torch lead replacement, 7.6 m (25')
7	228960	Kit: Duramax 15° Torch lead replacement, 15.2 m (50')
7	228961	Kit: Duramax 15° Torch lead replacement, 22.8 m (75')
	223254 <sup>1</sup>	Kit: 105 A Work lead with hand clamp, 7.6 m (25')


<sup>1</sup>Other work lead options available.



See page 38 for current system part number information.

# Duramax<sup>®</sup> 180° machine torch parts

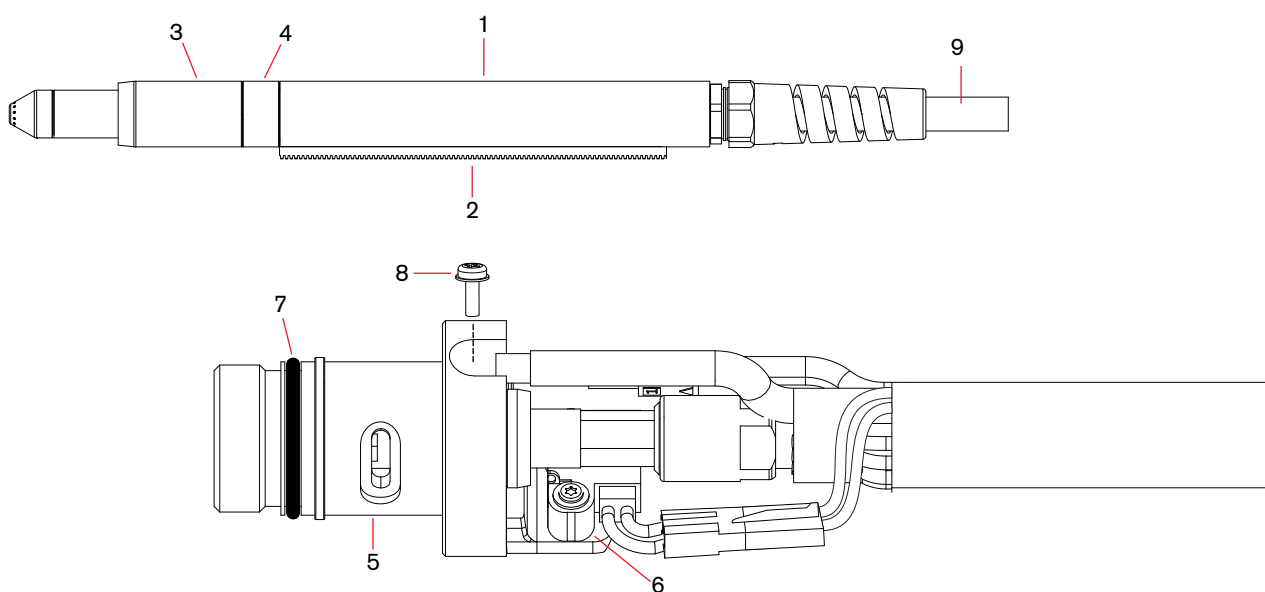
For use with the Powermax105<sup>®</sup>



## Duramax 180° machine torch assembly

Item	Kit/Part number	Description
	059476	Duramax 180° machine torch assembly with 4.5 m (15') lead
	059477	Duramax 180° machine torch assembly with 7.6 m (25') lead
	059478	Duramax 180° machine torch assembly with 10.7 m (35') lead
	059479	Duramax 180° machine torch assembly with 15.2 m (50') lead
	059480	Duramax 180° machine torch assembly with 22.8 m (75') lead
1	228737	Kit: Duramax 180° positioning sleeve
2	228738	Kit: Duramax 180° removable gear rack
3	228735	Kit: Duramax 180°/Duramax 180° torch front mounting sleeve
4	228736	Kit: Duramax 180°/Duramax 180° torch adapter ring (coupler)
5	228716	Kit: Duramax 180°/Duramax 180° torch main body replacement
6	228720	Kit: Cap-sensor switch replacement
7	058519	O-ring
8	075504	Pilot terminal screw
9	228730	Kit: Duramax 180°/Duramax 180° torch lead replacement, 4.5 m (15')
9	228731	Kit: Duramax 180°/Duramax 180° torch lead replacement, 7.6 m (25')
9	228732	Kit: Duramax 180°/Duramax 180° torch lead replacement, 35' (10. m)
9	228733	Kit: Duramax 180°/Duramax 180° torch lead replacement, 15.2 m (50')
9	228734	Kit: Duramax 180°/Duramax 180° torch lead replacement, 22.8 m (75')
	128650	Remote start pendant for machine torch, 7.6 m (25')
	128651	Remote start pendant for machine torch, 15.2 m (50')
	128652	Remote start pendant for machine torch, 22.8 m (75')
	223254 <sup>1</sup>	Kit: 105 A Work lead with hand clamp, 7.6 m (25')

<sup>1</sup>Other work lead options available.



See page 38 for current system part number information.



# Duramax® 180° mini machine torch parts

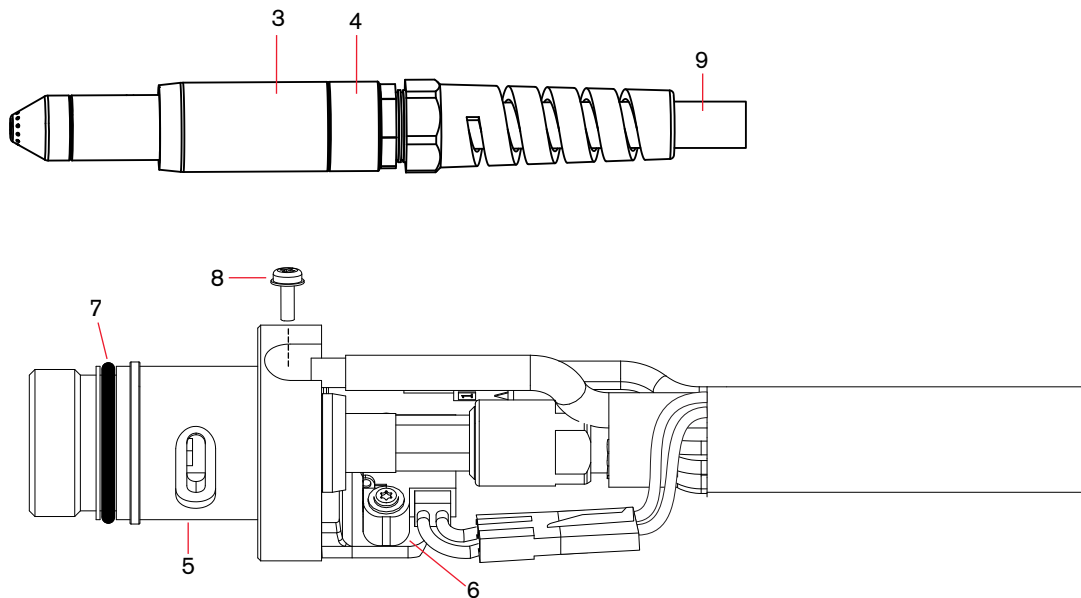
For use with the Powermax105®



## Duramax 180° mini torch assembly

Item	Kit/Part number	Description
	059481	Duramax 180° mini machine torch assembly with 4.5 m (15') lead
	059482	Duramax 180° mini machine torch assembly with 7.6 m (25') lead
	059483	Duramax 180° mini machine torch assembly with 10.7 m (35') lead
	059484	Duramax 180° mini machine torch assembly with 15.2 m (50') lead
3	220956	Kit: Duramax 180°/Duramax 180° mini torch front mounting sleeve
4	228736	Kit: Duramax 180°/Duramax 180° mini torch adapter ring (coupler)
5	228716	Kit: Duramax 180°/Duramax 180° mini torch main body replacement
6	228720	Kit: Cap-sensor switch replacement
7	058519	O-ring
8	075504	Pilot terminal screw
9	228730	Kit: Duramax 180°/Duramax 180° mini torch lead replacement, 4.5 m (15')
9	228731	Kit: Duramax 180°/Duramax 180° mini torch lead replacement, 7.6 m (25')
9	228732	Kit: Duramax 180°/Duramax 180° mini torch lead replacement, 10.7 m (35')
9	228733	Kit: Duramax 180°/Duramax 180° mini torch lead replacement, 15.2 m (50')
9	228734	Kit: Duramax 180°/Duramax 180° mini torch lead replacement, 22.8 m (75')
	128650	Remote start pendant for machine torch, 7.6 m (25')
	128651	Remote start pendant for machine torch, 15.2 m (50')
	128652	Remote start pendant for machine torch, 22.8 m (75')
	223254 <sup>1</sup>	Kit: 105 A Work lead with hand clamp, 7.6 m (25')

<sup>1</sup>Other work lead options available.



See page 38 for current system part number information.

# Duramax® 180° robotic torch parts

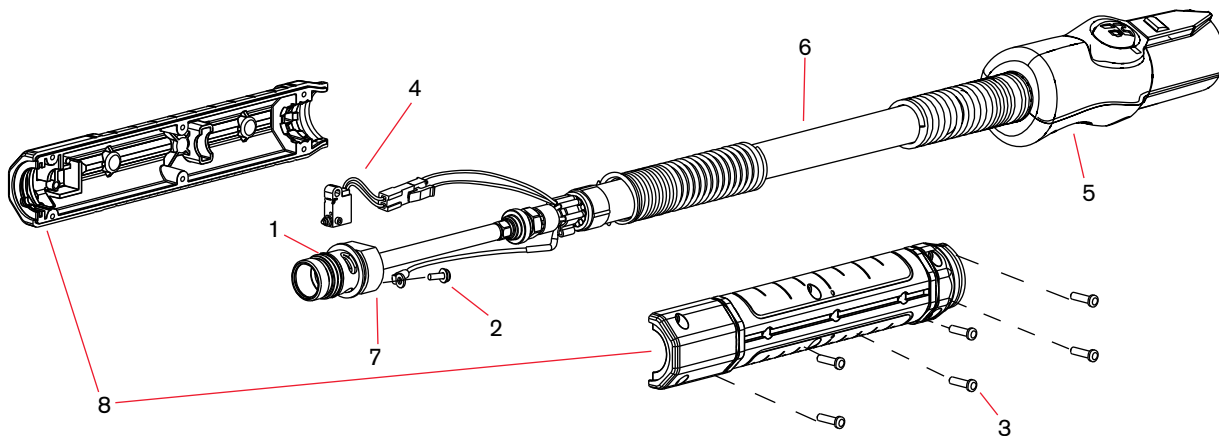
For use with the Powermax105®



## Duramax 180° robotic torch assembly

The entire Duramax 180° robotic torch assembly with leads can be replaced, or individual component parts can be replaced.

Item	Kit/Part number	Description
	059466	Duramax 180° robotic torch assembly with 7.6 m (25') lead
	059587	Duramax 180° robotic torch assembly with 15.2 m (50') lead
1	058519	O-ring
2	075504	Pilot terminal screw
3	075714	#4 x 1/2 slotted TORX pan head screw
4	228109	Kit: Cap-sensor switch replacement
5	428260	Kit: FastConnect replacement
6	228852	Kit: Robotic torch lead replacement, 7.6 m (25')
7	228853	Kit: 180° Robotic torch main body replacement
8	228856	Kit: 180° Robotic torch positioning barrel replacement
	228806	Kit: Robotic torch clamp assembly



See page 38 for current system part number information.

# Duramax® 90° robotic torch parts

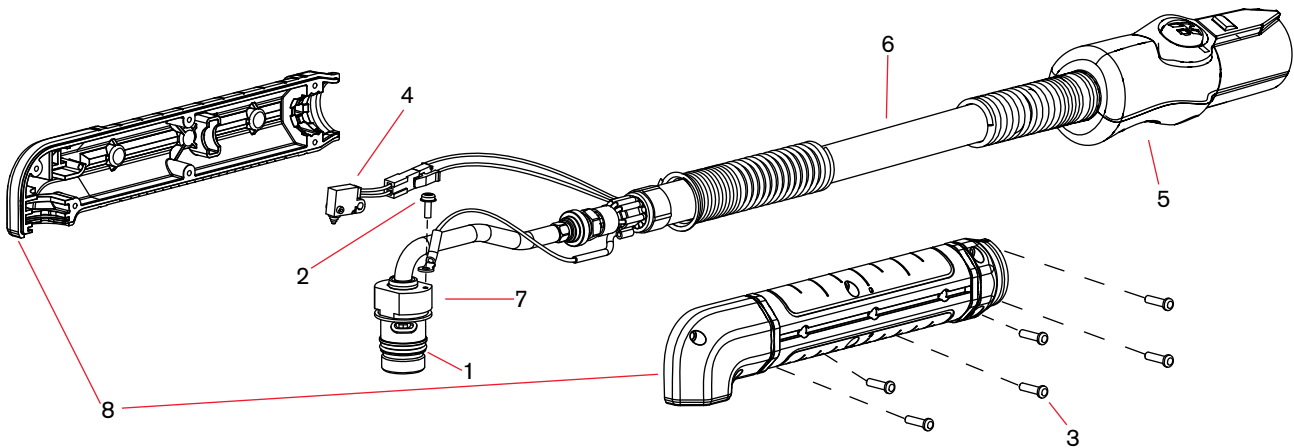
For use with the Powermax105®



## Duramax 90° robotic torch assembly

The entire Duramax 90° robotic torch assembly with leads can be replaced, or individual component parts can be replaced.

Item	Kit/Part number	Description
	059465	Duramax 90° robotic torch assembly with 7.6 m (25') lead
	059586	Duramax 90° robotic torch assembly with 15.2 m (50') lead
1	058519	O-ring
2	075504	Pilot terminal screw
3	075714	#4 x 1/2 slotted TORX pan head screws
4	228109	Kit: Cap-sensor switch replacement
5	428260	Kit: FastConnect replacement
6	228852	Kit: Robotic torch lead replacement, 7.6 m (25')
7	228854	Kit: 90° Robotic torch main body replacement
8	228857	Kit: 90° Robotic torch positioning barrel replacement
	228806	Kit: Robotic torch clamp assembly



See page 38 for current system part number information.

# Duramax® 45° robotic torch parts

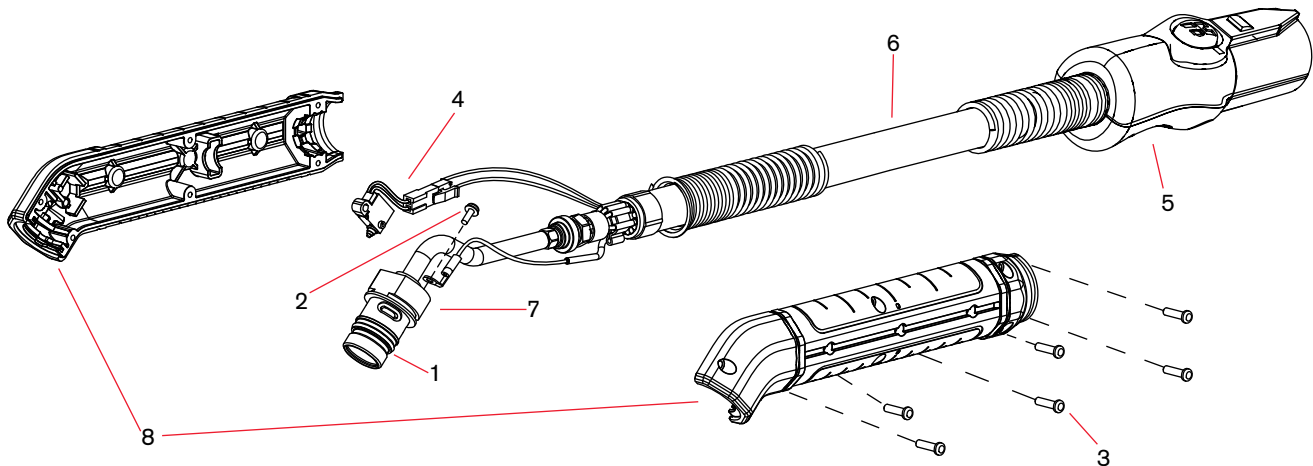
For use with the Powermax105®



## Duramax 45° robotic torch assembly

The entire Duramax 45° robotic torch assembly with leads can be replaced, or individual component parts can be replaced.

Item	Kit/Part number	Description
	059464	Duramax 45° robotic torch assembly with 7.6 m (25') lead
	059585	Duramax 45° robotic torch assembly with 15.2 m (50') lead
1	058519	O-ring
2	075504	Pilot terminal screw
3	075714	#4 x 1/2 slotted TORX pan head screws
4	228109	Kit: Cap-sensor switch replacement
5	428260	Kit: FastConnect replacement
6	228852	Kit: Robotic torch lead replacement, 7.6 m (25')
7	228855	Kit: 45° Robotic torch main body replacement
8	228858	Kit: 45° Robotic torch positioning barrel replacement
	228806	Kit: Robotic torch clamp assembly



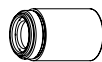
See page 38 for current system part number information.



## T60/T60M hand/machine torch consumables



Original consumables for the T60/T60M torches remain available and are listed below.



Minimum order quantity			1	1	5	5	1
Consumable type	Torch type	Amperage	Shield/Deflector	Retaining cap	Nozzle	Electrode	Swirl ring
Shielded	Hand	40	120929 <sup>1</sup>	120928	120932 <sup>1</sup>	120926 <sup>1</sup>	120925
		60			120931 <sup>1</sup>		



Minimum order quantity			1	1	5	5	1
Consumable type	Torch type	Amperage	Shield/Deflector	Retaining cap	Nozzle	Electrode	Swirl ring
Unshielded <sup>2</sup>	Hand/Machine	40	120979	120928	220006	120926 <sup>1</sup>	120925
		60			220007		

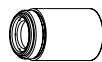
<sup>1</sup>Consumable available in bulk packaging. See order information on next page.

<sup>2</sup>In countries following CE standards, unshielded consumables may only be used in mechanized torch applications.



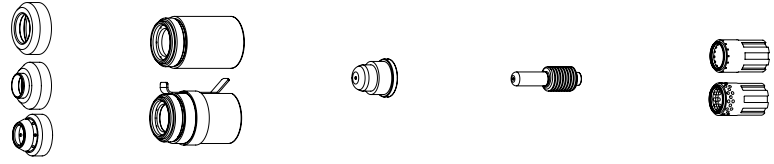
Minimum order quantity			1	1	5	5	1
Consumable type	Torch type	Amperage	Shield/Deflector	Retaining cap	Nozzle	Electrode	Swirl ring
Mechanized	Machine	40	120930 <sup>1</sup>	120928	120932 <sup>1</sup>	120926 <sup>1</sup>	120925
		60		220061 (ohmic)	120931 <sup>1</sup>		

<sup>1</sup>Consumable available in bulk packaging. See order information on next page.



Minimum order quantity			1	1	5	5	1
Consumable type	Torch type	Amperage	Shield/Deflector	Retaining cap	Nozzle	Electrode	Swirl ring
Gouging	Hand/Machine	60	120977	120928	220059	120926 <sup>1</sup>	120925

<sup>1</sup>Consumable available in bulk packaging. See order information on next page.



Minimum order quantity		1	1	5	5	1	
Consumable type	Torch type	Amperage	Shield/Deflector	Retaining cap	Nozzle	Electrode	Swirl ring
FineCut®	Hand	40	120979	120928	220329	120926 <sup>2</sup>	220327
		40 CE <sup>3</sup>	220325				
	Machine	40	120979 220404 (ohmic)	120928 220061 (ohmic)			120925
		40 CE <sup>3</sup>	220325 220404 (ohmic)				

<sup>2</sup>Consumable available in bulk packaging. See order information below.

<sup>3</sup>CE Shield for use in countries requiring CE,CCC,GOST marks.

### Consumable bulk kits

Order quantity	25	25	25	10	10
Bulk kit part number	228437	228440	228441	228439	228601
Contents	120926 electrode	120931 nozzle	120932 nozzle	120929 shield	120930 shield



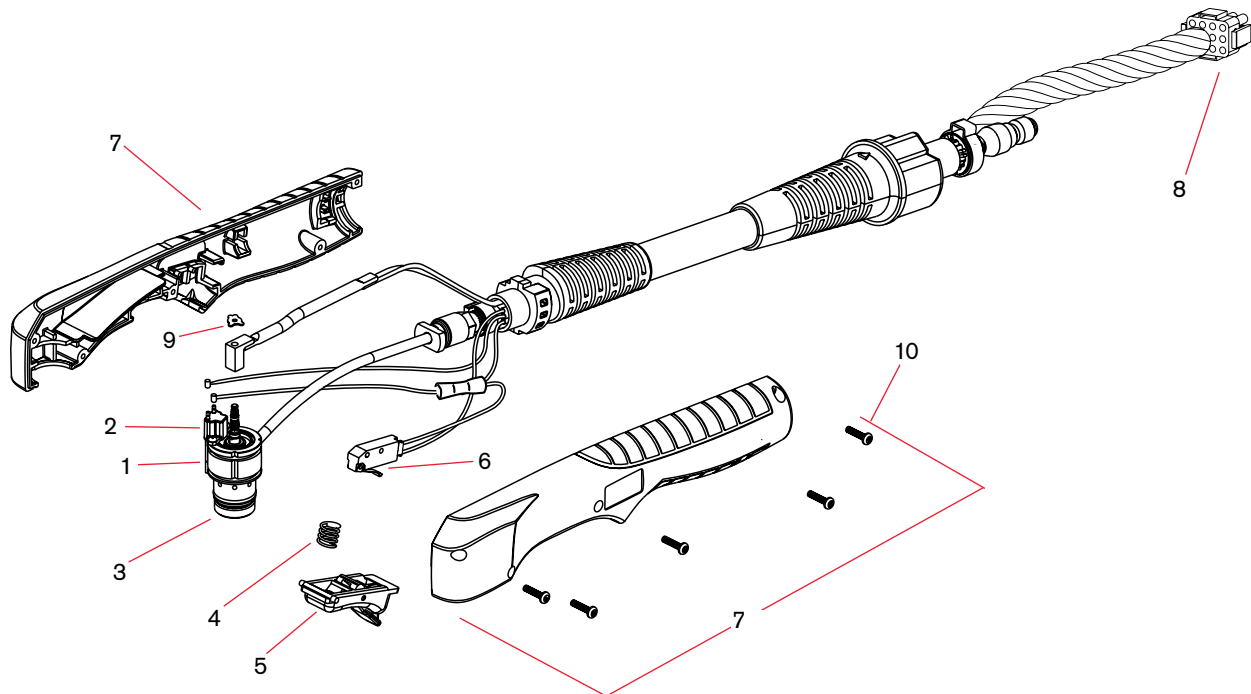
# T60 hand torch parts

For use with the Powermax1000®



## T60 hand torch parts

Item	Part number	Description
1	128564	Kit: T60/T80 torch main body replacement (does not include cap sensor)
2	128639	Kit: Cap sensor switch replacement with screws
	075571	Cap-off sensor screw
3	128521	Kit: T60/T80, T60M/T80M torch head repair (does not include head)
4	027254	Trigger spring
5	002244	Safety trigger assembly
6	128642	Kit: T60/T80 start switch replacement
7	128644	Kit: T60/T80 torch handle replacement
8	128638	Kit: ETR connector repair (regional repair centers only)
9	027889	Retaining clip
	123645	Work lead with clamp, 6.1 m (20')
	128717	Work lead with clamp, 15.2 m (50')
10	075714	Torch handle replacement screws





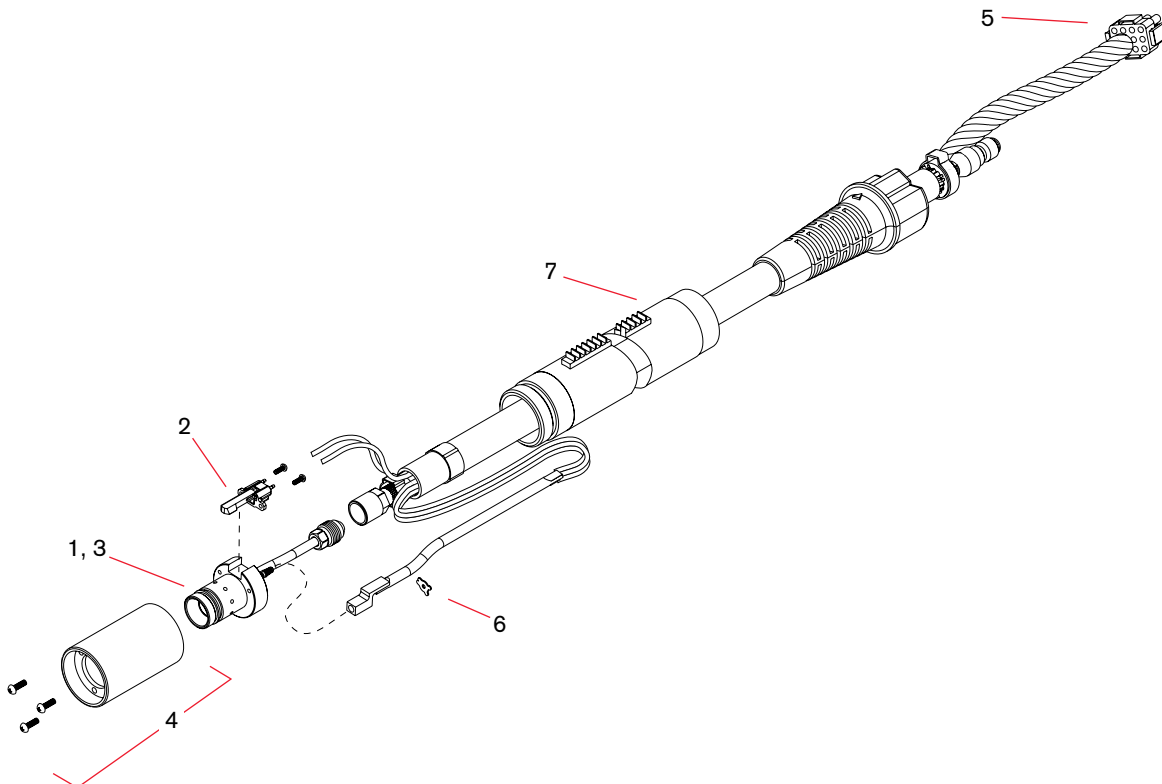
# T60M machine torch parts

For use with the Powermax1000®



## T60M machine torch parts


Item	Part number	Description
	128645	Kit: Torch mounting
1	128640	Kit: T60M/T80M torch main body replacement (does not include cap sensor)
2	128639	Kit: Cap sensor switch replacement
	075571	Cap-off sensor screw
3	128521	Kit: T60/T80, T60M/T80M torch head repair (does not include head)
4	128643	Kit: T60M/T80M mounting sleeve replacement
5	128638	Kit: ETR connector repair (regional repair centers only)
6	027889	Retaining clip
7	128710	Kit: T60/T80M positioning sleeve replacement
	128650	On/Off pendant for machine torch, 7.6 m (25')
	128651	On/Off pendant for machine torch, 15.2 m (50')
	128652	On/Off pendant for machine torch, 22.8 m (75')
	123645	Work lead with clamp, 6.1 m (20')
	128717	Work lead with clamp, 15.2 m (50')



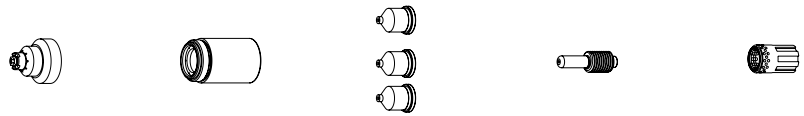
# Powermax1250®

A Duramax® retrofit torch upgrade is available see page 154. For the compatible consumables for the Duramax retrofit torch see page 134–135.

## T80/T80M hand/machine torch consumables

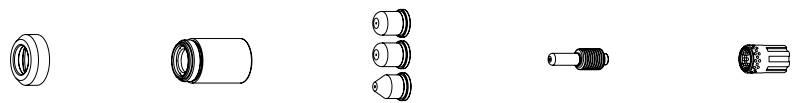


Original consumables for the T80 and T80M torches remain available and are listed below.



Minimum order quantity			1	1	5	5	1
Consumable type	Torch type	Amperage	Shield/Deflector <sup>1</sup>	Retaining cap	Nozzle	Electrode	Swirl ring
Shielded	Hand	40	120929 <sup>1</sup>	120928	120932 <sup>1</sup>	120926 <sup>1</sup>	120925
		60			120931 <sup>1</sup>		
		80			120927 <sup>1</sup>		

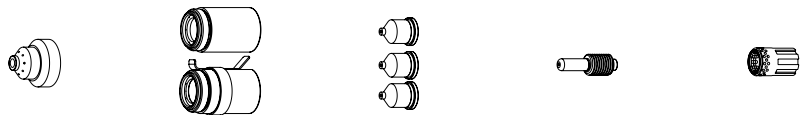
<sup>1</sup>Consumable available in bulk packaging. See order information on next page.



Minimum order quantity			1	1	5	5	1
Consumable type	Torch type	Amperage	Shield/Deflector	Retaining cap	Nozzle <sup>2</sup>	Electrode <sup>2</sup>	Swirl ring
Unshielded <sup>2</sup>	Hand/Machine	40	120979	120928	220006	120926 <sup>1</sup>	120925
		60			220007		
		80			120980		

<sup>1</sup>Consumable available in bulk packaging. See order information on next page.

<sup>2</sup>In countries following CE standards, unshielded consumables may only be used in mechanized torch applications.



Minimum order quantity			1	1	5	5	1
Consumable type	Torch type	Amperage	Shield/Deflector	Retaining cap	Nozzle	Electrode	Swirl ring
Mechanized	Machine	40	120930 <sup>1</sup>	120928 220061 (ohmic)	120932 <sup>1</sup>	120926 <sup>1</sup>	120925
		60			120931 <sup>1</sup>		
		80			120927 <sup>1</sup>		

<sup>1</sup>Consumable available in bulk packaging. See order information on next page.



Minimum order quantity			1	1	5	5	1
Consumable type	Torch type	Amperage	Shield/Deflector	Retaining cap	Nozzle	Electrode	Swirl ring
Gouging	Hand/Machine	60–80	120977	120928	220059	120926 <sup>1</sup>	120925

<sup>1</sup>Consumable available in bulk packaging. See order information on next page.



Minimum order quantity		1	1	5	5	1	
Consumable type	Torch type	Amperage	Shield/Deflector	Retaining cap	Nozzle	Electrode	Swirl ring
FineCut®	Hand	40	120979	120928 220061 (ohmic)	220329	120926 <sup>3</sup>	220327
		40 CE <sup>4</sup>	220325				
	Machine	40	120979 220404 (ohmic)				120925
		40 CE <sup>4</sup>	220325 220404 (ohmic)				

<sup>3</sup>Consumable available in bulk packaging. See order information below.

<sup>4</sup>CE Shield for use in countries requiring CE,CCC,GOST marks.

### Consumable bulk kits

Order quantity	25	25	25	25	10	10
Bulk kit part number	228437	228440	228441	228438	228439	228601
Contents	120926 electrode	120931 nozzle	120932 nozzle	120927 nozzle	120929 shield	120930 shield



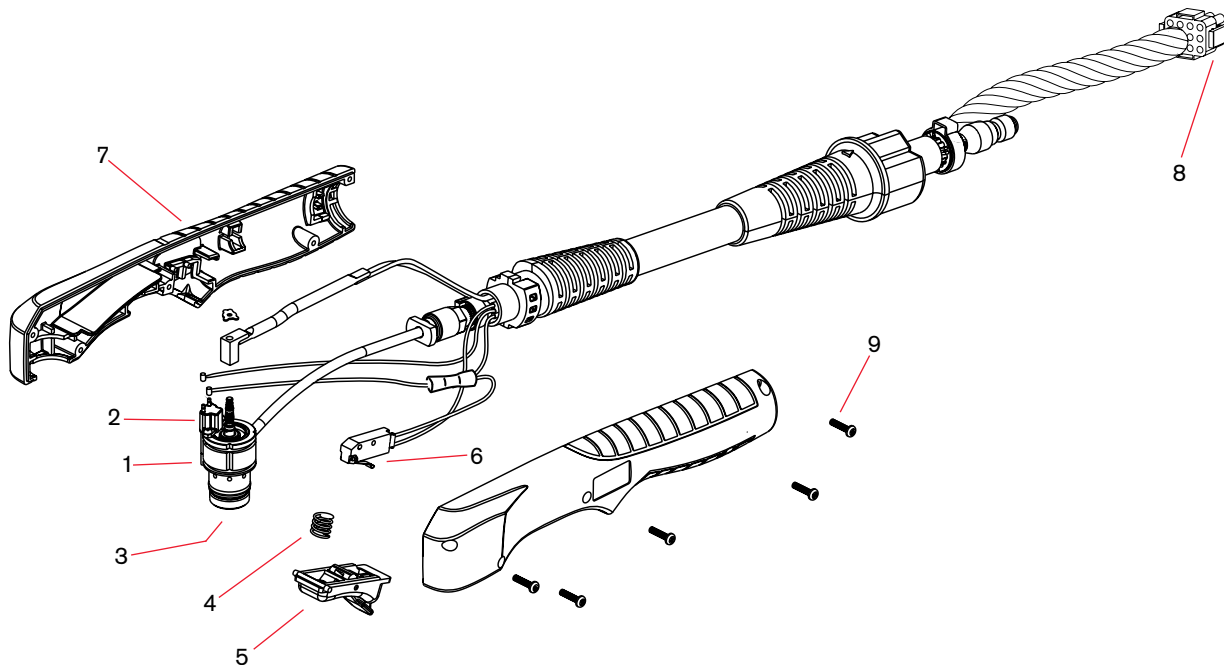
# T80 hand torch parts

For use with the Powermax1250®




## T80 hand torch parts

Item	Part number	Description
1	128564	Kit: T60/T80 torch main body replacement (does not include cap sensor)
2	128639	Kit: Cap sensor switch replacement
	075571	Cap-off sensor screw
3	128521	Kit: T60/T80, T60M/T80M torch head repair (does not include head)
4	027254	Trigger spring
5	002244	Safety trigger assembly
6	128642	Kit: T60/T80 start switch replacement
7	128644	Kit: T60/T80 torch handle replacement
8	128638	Kit: ETR connector repair (regional repair centers only)
	123106	Work lead with clamp, 6.1 m (20')
	128718	Work lead with clamp, 15.2 m (50')
9	075714	Torch handle replacement screw, requires 5



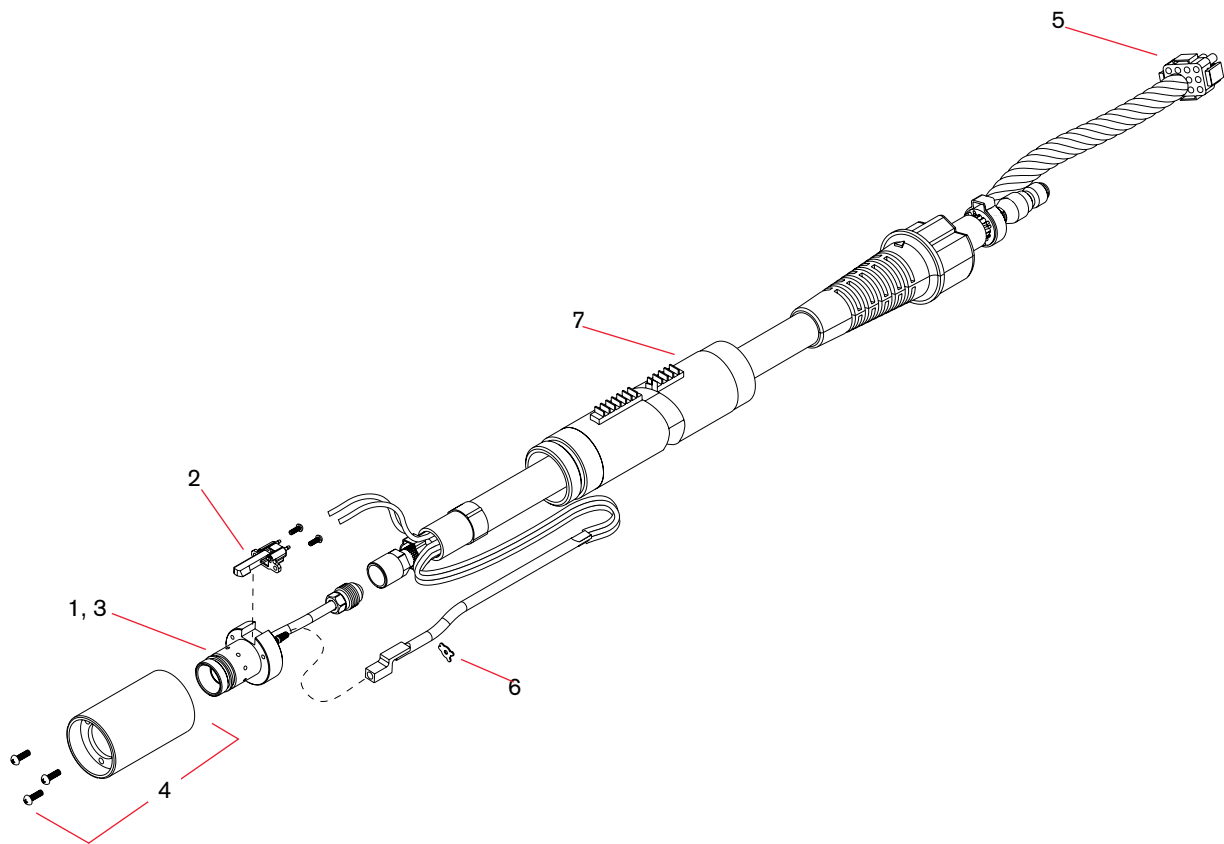
# T80M machine torch parts

For use with the Powermax1250®



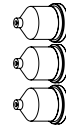
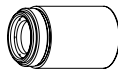

## T80M machine torch parts

Item	Part number	Description
	128645	Kit: Torch mounting
1	128640	Kit: T60M/T80M torch main body replacement (does not include cap sensor)
2	128639	Kit: Cap sensor switch replacement
	075571	Cap-off sensor screw
3	128521	Kit: T60/T80, T60M/T80M torch head repair (does not include head)
4	128643	Kit: T60M/T80M mounting sleeve replacement
5	128638	Kit: ETR connector repair (regional repair centers only)
6	027889	Retaining clip
7	128710	Kit: T60/T80M positioning sleeve replacement
	128650	On/Off pendant for machine torch, 7.6 m (25')
	128651	On/Off pendant for machine torch, 15.2 m (50')
	128652	On/Off pendant for machine torch, 22.8 m (75')
	123106	Work lead with clamp, 6.1 m (20')
	128145	Work lead with clamp, 15.2 m (50')
	128718	Work lead with clamp, 15.2 m (50')

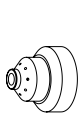


# RT80/RT80M retrofit torch

For Powermax1100®

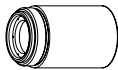


Minimum order quantity			1	1	5	5	1
Consumable type	Torch type	Amperage	Shield/Deflector	Retaining cap	Nozzle	Electrode	Swirl ring
Shielded	Hand	40	120929 <sup>1</sup>	120928	120932 <sup>1</sup>	120926 <sup>1</sup>	120925
		60			120931 <sup>1</sup>		
		80			120927 <sup>1</sup>		



Minimum order quantity			1	1	5	5	1
Consumable type	Torch type	Amperage	Shield/Deflector	Retaining cap	Nozzle	Electrode	Swirl ring
Mechanized	Machine	40	120930 <sup>1</sup>	120928 220061 (ohmic)	120932 <sup>1</sup>	120926 <sup>1</sup>	120925
		60			120931 <sup>1</sup>		
		80			120927 <sup>1</sup>		

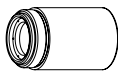
<sup>1</sup>Consumable available in bulk packaging. See order information on next page.



Minimum order quantity			1	1	5	5	1
Consumable type	Torch type	Amperage	Shield/Deflector	Retaining cap	Nozzle	Electrode	Swirl ring
Unshielded <sup>2</sup>	Hand/Machine	40	120979	120928	220006	120926 <sup>1</sup>	120925
		60			220007		
		80			120980		

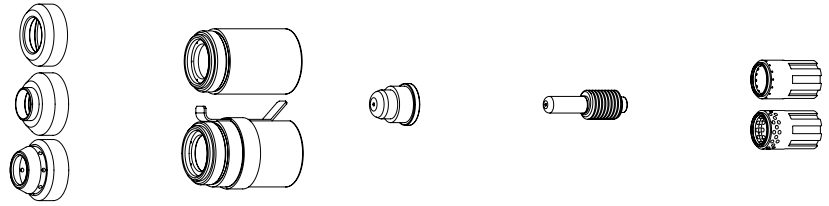
<sup>1</sup>Consumable available in bulk packaging. See order information on next page.

<sup>2</sup>In countries following CE standards, unshielded consumables may only be used in mechanized torch applications.



Minimum order quantity			1	1	5	5	1
Consumable type	Torch type	Amperage	Shield/Deflector	Retaining cap	Nozzle	Electrode	Swirl ring
Gouging	Hand/Machine	60-80	120977	120928	220059	120926 <sup>1</sup>	120925

<sup>1</sup>Consumable available in bulk packaging. See order information on next page.



Minimum order quantity		1	1	5	5	1	
Consumable type	Torch type	Amperage	Shield/Deflector	Retaining cap	Nozzle	Electrode	Swirl ring
FineCut®	Hand	40	120979	120928	220329	120926 <sup>1</sup>	220327
		40 CE <sup>2</sup>	220325				
	Machine	40	120979 220404 (ohmic)	120928 220061 (ohmic)			120925
		40 CE	220325 220404 (ohmic)				

<sup>1</sup>Consumable available in bulk packaging. See order information on next page.

<sup>2</sup>CE Shield for use in countries requiring CE,CCC,GOST marks.

### Consumable bulk kits

Order quantity	25	25	25	25	10	10
Bulk kit part number	228437	228440	228441	228438	228439	228601
Contents	120926 electrode	120931 nozzle	120932 nozzle	120927 nozzle	120929 shield	120930 shield

# RT80 hand torch parts

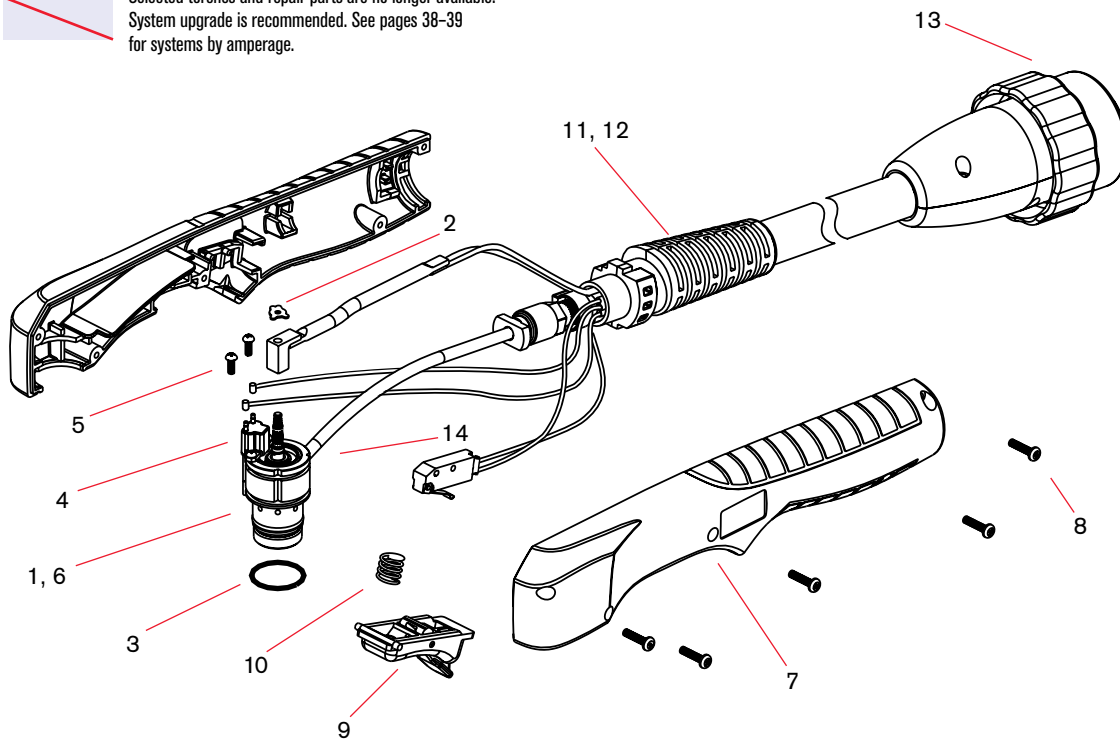


## RT80 hand torch parts

Item	Part number	Description
	087033 <sup>1</sup>	RT80 hand torch assembly with 7.6 m (25') leads
	<del>087034<sup>1</sup></del>	RT80 hand torch assembly with 15.2 m (50') leads
1	128564	Kit: torch main body replacement (does not include cap sensor)
2	027889	Retaining clip
3	058519	O-ring
4	128639	Kit: cap-off sensor replacement
5	075571	Cap-off sensor screw
6	128521	Kit: torch head repair (does not include head, includes screws)
7	128644	Kit: handle
8	<del>075586</del>	Handle screw
9	002244	Safety trigger
10	027254	Trigger spring
11	<del>128829</del>	Torch lead replacement, 7.6 m (25')
12	<del>128830</del>	Torch lead replacement, 15.2 m (50')
13	<del>128826</del>	Kit: quick disconnect repair
14	128642	Kit: start switch replacement

<sup>1</sup>Assembly includes consumables.

Selected torches and repair parts are no longer available. System upgrade is recommended. See pages 38–39 for systems by amperage.





# RT80M machine torch parts

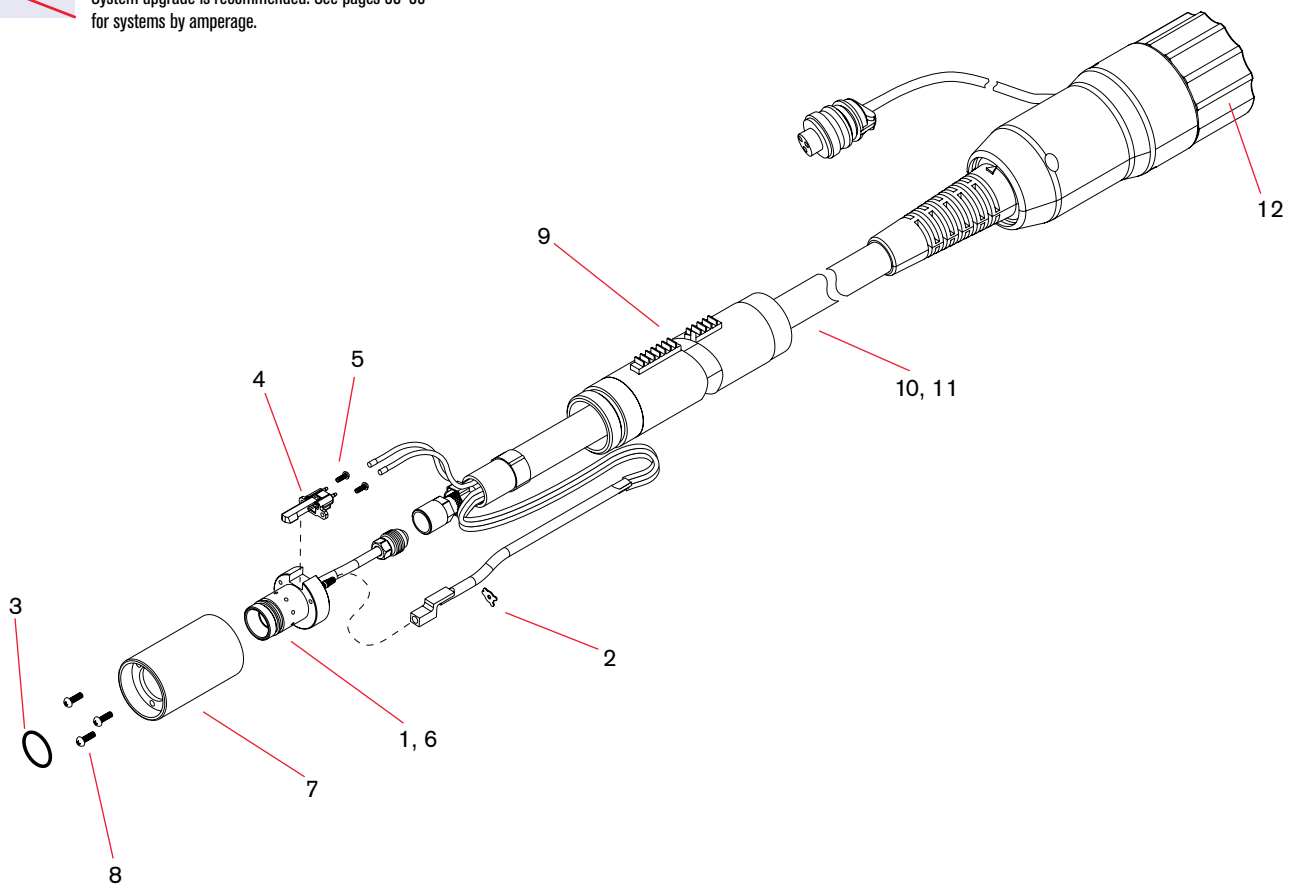


## RT80M machine torch parts

Item	Part number	Description
	<del>087035</del>	RT80M machine torch assembly with 7.6 m (25') leads
	<del>087036</del>	RT80M machine torch assembly with 15.2 m (50') leads
1	128640	Kit: torch main body replacement (does not include cap sensor)
2	027889	Retaining clip
3	058519	O-ring
4	128639	Kit: cap-off sensor replacement
5	075571	Cap-off sensor screw
6	128521	Kit: torch head repair (does not include head, includes screws)
7	128643	Kit: torch mounting sleeve replacement
8	075618	Torch mounting screw
9	128710	Torch positioning sleeve
10	<del>128827</del>	Torch lead replacement, 7.6 m (25')
11	<del>128828</del>	Torch lead replacement, 15.2 m (50')
12	<del>128926</del>	Kit: quick disconnect repair
	128645	Torch mounting kit (for reassembly after installation)

<sup>1</sup>Assembly includes consumables.

Selected torches and repair parts are no longer available. System upgrade is recommended. See pages 38–39 for systems by amperage.







# Powermax1650®

A Duramax® retrofit torch upgrade is available see page 154. Available consumables for the Duramax retrofit torch see page 134-135.

## T100/T100M/T100M-2 torch consumables



Original consumables for the T100 torches remain available and are listed below.



Minimum order quantity			1	1	5	5	1
Consumable type	Torch type	Amperage	Shield/Deflector <sup>1</sup>	Retaining cap	Nozzle <sup>2</sup>	Electrode <sup>2</sup>	Swirl ring
Shielded	Hand	40	120929 <sup>1</sup>	120928	120932 <sup>1</sup>	120926 <sup>3</sup>	120925
		60			120931 <sup>1</sup>		
		80			120927 <sup>1</sup>		
		100	220065 <sup>1</sup>	220048	220011 <sup>1</sup>	220037 <sup>1</sup>	220051

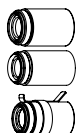


Minimum order quantity			1	1	5	5	1
Consumable type	Torch type	Amperage	Shield/Deflector	Retaining cap	Nozzle <sup>2</sup>	Electrode <sup>2</sup>	Swirl ring
Unshielded <sup>3</sup>	Hand/Machine	40	120979	120928	220006	120926 <sup>1</sup>	120925
		60			220007		
		80			120980		
		100	220048	220064	220037 <sup>1</sup>	220051	

<sup>1</sup>Consumable available in bulk packaging. See order information on next page.

<sup>2</sup>In countries following CE standards, unshielded consumables may only be used in mechanized torch applications.

<sup>3</sup>CE shield for use in countries requiring CE, CCC, GOST marks.



Minimum order quantity			1	1	5	5	1
Consumable type	Torch type	Amperage	Shield/Deflector	Retaining cap	Nozzle <sup>2</sup>	Electrode	Swirl ring
Mechanized	Machine	40	120930 <sup>1</sup>	120928 220061 (ohmic)	120932 <sup>1</sup>	120926	120925
		60			120931 <sup>1</sup>		
		80			120927 <sup>1</sup>		
		100	220047 <sup>1</sup>	220048 220206 (ohmic)	220011 <sup>1</sup>	220037 <sup>1</sup>	220051



Minimum order quantity		1	1	5	5	1	
Consumable type	Torch type	Amperage	Shield/Deflector	Retaining cap	Nozzle	Electrode	Swirl ring
Gouging	Hand/Machine	60-80	120977	120928	220059	120926 <sup>1</sup>	120925
		100		220048	220063	220037 <sup>1</sup>	220051

<sup>1</sup>Consumable available in bulk packaging. See order information below.



Minimum order quantity		1	1	5	5	1	
Consumable type	Torch type	Amperage	Shield/Deflector	Retaining cap	Nozzle	Electrode	Swirl ring
FineCut®	Hand	40	120979	120928 220061 (ohmic)	220329	120926 <sup>1</sup>	220327
		40 CE <sup>3</sup>	220325				
	Machine	40	120979 220404 (ohmic)				120925
		40 CE <sup>3</sup>	220325 220404 (ohmic)				

<sup>1</sup>Consumable available in bulk packaging. See order information below.

<sup>3</sup>CE Shield for use in countries requiring CE,CCC,GOST marks.

### Consumable bulk kits

Order quantity	25	25	25	25	25	25	10	10	10	10
Bulk kit part number	228437	228443	228440	228442	228441	228438	228439	228601	228600	228444
Contents	120926 electrode	220037 electrode	120931 nozzle	220011 nozzle	120932 nozzle	120927 nozzle	120929 shield	120930 shield	220047 shield	220065 shield



# T100 hand torch parts

For use with the Powermax1650®

This torch is also compatible with the Powermax1250 and Powermax1000.

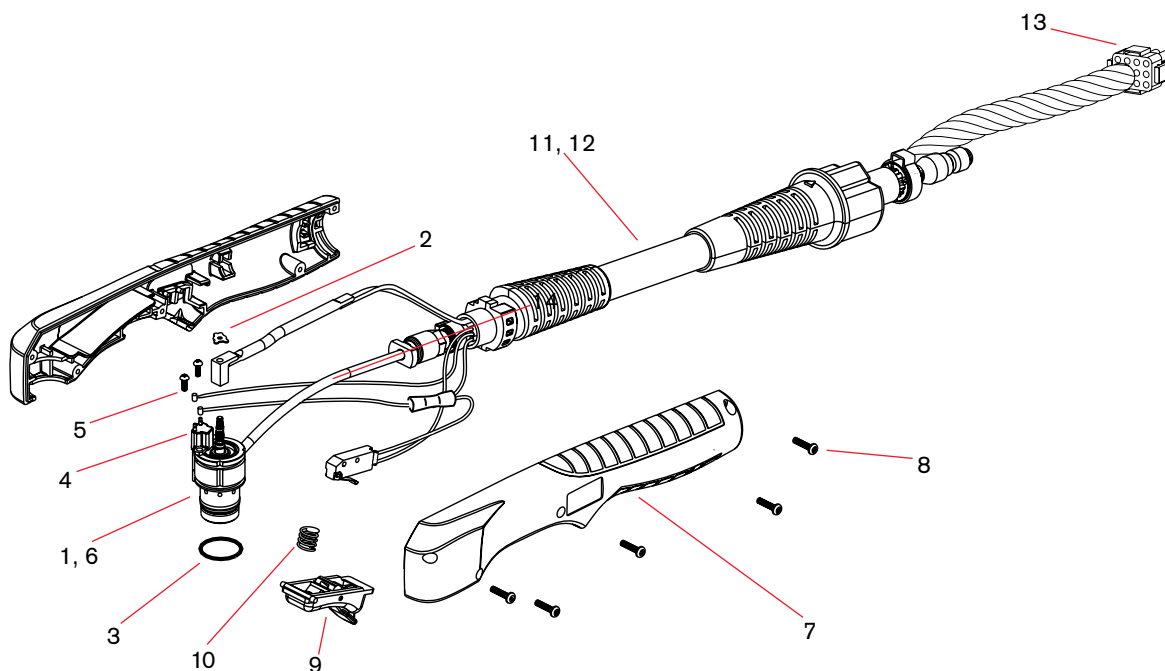


## T100 hand torch parts

Item	Part number	Description
	<del>059498</del>	<del>T100 hand torch assembly with 7.6 m (25') leads</del>
1	128767	Kit: T100 torch main body replacement (does not include cap sensor)
2	027889	Retaining clip
3	058519	O-ring
4	128639	Kit: Cap-off sensor replacement
5	075571	Cap-off sensor screw
6	128768	Kit: T100/T100M torch head repair (does not include head)
7	128644	Kit: T100 torch handle replacement
8	075714	Handle screws
9	002244	Safety trigger
10	027254	Trigger spring
11	128755	Kit: T100 lead replacement, 7.6 m (25')
12	<del>128752</del>	<del>Kit: T100 lead replacement, 15.2 m (50')</del>
13	128772	Kit: ETR connector repair (regional repair centers only)
14	128642	Kit: Start switch replacement
	123654	Work lead with clamp, 6.1 m (20')
	123655	Work lead with clamp, 15.2 m (50')

<sup>1</sup>Assembly includes consumables.


Selected torches and repair parts are no longer available.  
A Duramax® retrofit torch upgrade is available see page 154.



# T100M machine torch parts

For use with the Powermax1650®

This torch is also compatible for the Powermax1250 and Powermax1000.

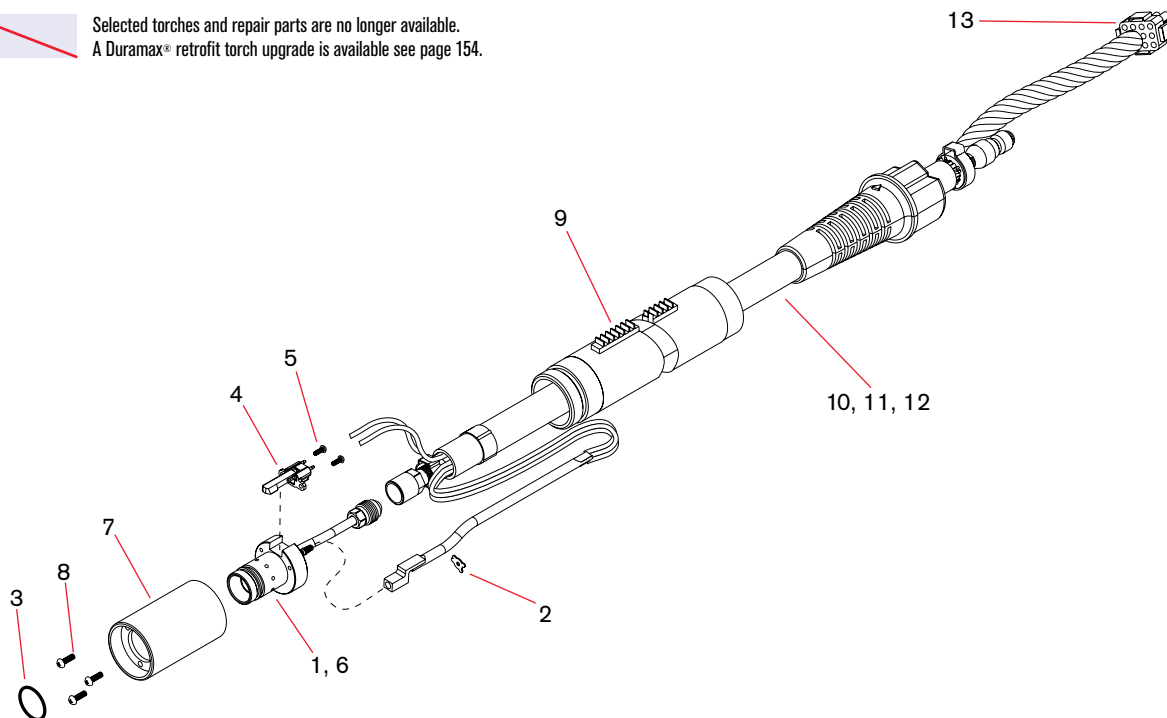


## T100M machine torch parts

Item	Part number	Description
	<del>059309*</del>	<del>Test torch with 1.8 m (6') leads</del>
1	128754	Kit: T100M torch main body replacement (does not include cap sensor)
2	027889	Retaining clip
3	058519	O-ring
4	128639	Kit: Cap sensor switch replacement
5	075571	Cap-off sensor screw
6	128768	Kit: T100/T100M torch head repair (does not include head)
7	128643	Kit: T100M mounting sleeve replacement
8	075004	Torch mounting screw
9	128710	Torch positioning sleeve
10	128753	Kit: T100/T100M lead replacement, 7.6 m (25')
11	128751	Kit: T100/T100M lead replacement, 10.7 m (35')
12	128759	Kit: T100/T100M lead replacement, 15.2 m (50')
13	128772	Kit: ETR connector repair (regional repair centers only)
	128645	Kit: Torch mounting (for reassembly after installation)
	128650	On/Off pendant for machine torch, 7.6 m (25')
	128651	On/Off pendant for machine torch, 15.2 m (50')
	128652	On/Off pendant for machine torch, 22.8 m (75')
	123654	Work lead with clamp, 6.1 m (20')
	123655	Work lead with clamp, 15.2 m (50')

\*Assembly includes consumables.


~~Selected torches and repair parts are no longer available.  
A Duramax® retrofit torch upgrade is available see page 154.~~



# T100M-2 machine torch parts

For use with the Powermax1650®

This torch is also compatible for the Powermax1250 and Powermax1000.

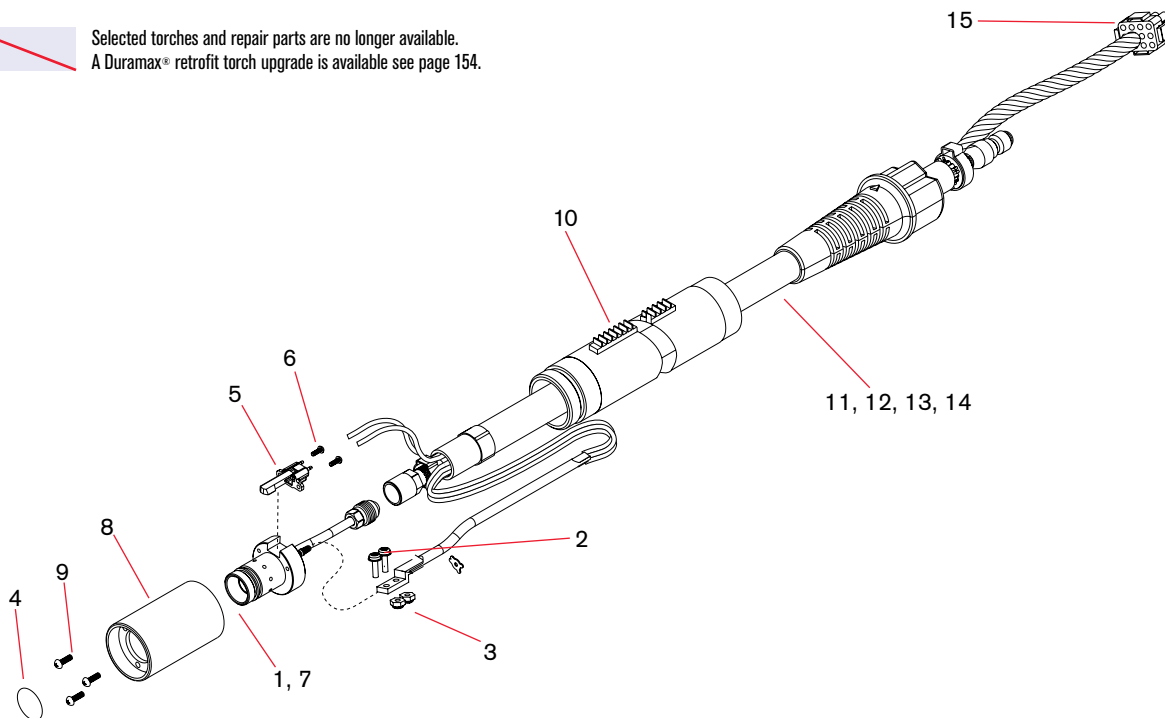


## T100M-2 machine torch parts

Item	Part number	Description
	<del>059501*</del>	<del>T100M-2 machine torch assembly with 7.6 m (25') leads</del>
	<del>059502*</del>	<del>T100M-2 machine torch assembly with 10.7 m (35') leads</del>
	<del>059503*</del>	<del>T100M-2 machine torch assembly with 15.2 m (50') leads</del>
	<del>059504*</del>	<del>T100M-2 machine torch assembly with 22.8 m (75') leads</del>
1	228523	Kit: T100M-2 torch main body replacement (does not include cap sensor)
2	<del>075473</del>	Machine screws
3	075503	Lock nuts
4	058519	O-ring
5	128639	Kit: Cap-off sensor replacement
6	075571	Cap-off sensor screw
7	228522	Kit: T100M-2 torch head repair
8	128643	Kit: Torch mounting sleeve replacement
9	075004	Torch mounting screw
10	128710	Torch positioning sleeve
11	<del>228222</del>	Kit: T100M-2 lead replacement, 7.6 m (25')
12	<del>228223</del>	Kit: T100M-2 lead replacement, 10.7 m (35')
13	228224	Kit: T100M-2 lead replacement, 15.2 m (50')
14	<del>228225</del>	Kit: T100M-2 lead replacement, 22.8 m (75')
15	128772	Kit: ETR connector repair (regional repair centers only)
	128645	Kit: Torch mounting (for reassembly after installation)

\*Assembly includes consumables.

 Selected torches and repair parts are no longer available.  
A Duramax® retrofit torch upgrade is available see page 154.








# Duramax® HRT/HRTs/MRT retrofit torch

For Powermax1000®/Powermax1250®/Powermax1650®



Minimum order quantity			1	1	5	5	1
Consumable type	Torch type	Amperage	Shield/Deflector	Retaining cap	Nozzle	Electrode	Swirl ring
Drag cutting	Hand	45	220818 <sup>1</sup>	220854	220941 <sup>1</sup>	220842 <sup>1</sup> or 220777 <sup>1,2</sup>	220857
		65	220818 <sup>1</sup>		220819 <sup>1</sup>		220857
		85	220818 <sup>1</sup>		220816 <sup>1</sup>		220857
		105	220992 <sup>1</sup>		220990 <sup>1</sup>		220994

<sup>1</sup>Consumable available in bulk packaging. See order information on next page.


<sup>2</sup>For longer consumable life when cutting metal 1/2 inch (12 mm) and under, check out the CopperPlus electrode (part number 220777).



Minimum order quantity			1	1	5	5	1
Consumable type	Torch type	Amperage	Shield/Deflector	Retaining cap	Nozzle	Electrode	Swirl ring
Mechanized	Machine	45	220817 <sup>1</sup>	220854 220953 (ohmic)	220941 <sup>1</sup>	220842 <sup>1</sup> or 220777 <sup>1,2</sup>	220857
		65	220817 <sup>1</sup>		220819 <sup>1</sup>		220857
		85	220817 <sup>1</sup>		220816 <sup>1</sup>		220857
		105	220993 <sup>1</sup>		220990 <sup>1</sup>		220994

<sup>1</sup>Consumable available in bulk packaging. See order information on next page.

<sup>2</sup>For longer consumable life when cutting metal 1/2 inch (12 mm) and under, check out the CopperPlus electrode (part number 220777).



Minimum order quantity			1	1	5	5	1
Consumable type	Torch type	Amperage	Shield/Deflector	Retaining cap	Nozzle	Electrode	Swirl ring
Unshielded	Machine	45	220955	220854	220941	220842 <sup>1</sup>	220857
		65			220819		220857
		85			220816		220857
		105			220990		220994

<sup>1</sup>Consumable available in bulk packaging. See order information on next page.




Minimum order quantity		1	1	5	5	1	
Consumable type	Torch type	Amperage	Shield/Deflector	Retaining cap	Nozzle	Electrode	Swirl ring
Max removal gouging <sup>a</sup>	Hand/Machine	45-105	220798	220854	220797 <sup>1</sup>	220842 <sup>1</sup>	220857
		105			220991 <sup>1</sup>		220994
Max control gouging <sup>a</sup>	Hand/Machine	45-105	420480	220854	220797 <sup>1</sup>	220842 <sup>1</sup>	220857
		105			220991 <sup>1</sup>		220994

<sup>1</sup>Consumable available in bulk packaging. See order information below.

<sup>a</sup>The max removal gouging shield is designed for aggressive metal removal, a deep gouge profiles and extreme metal washing.

<sup>a</sup>The max control gouging shield is designed for more precise metal removal, a shallower gouge profile and light material washing.



Minimum order quantity		1	1	5	5	1	
Consumable type	Torch type	Amperage	Shield/Deflector	Retaining cap	Nozzle	Electrode	Swirl ring
FineCut <sup>®</sup>	Hand	30-45	220931	220854		220842 <sup>1</sup>	220947
	Machine	30-45	220955 220948 (ohmic)	220854 220953 (ohmic)	220930 <sup>1</sup>		220857

<sup>1</sup>Consumable available in bulk packaging. See order information below.



Minimum order quantity		1	1	1	1	1
Consumable type	Torch type	Retaining cap	Nozzle	Electrode	Swirl ring	
HyAccess drag cutting (30-65 A)	Hand	420413	420410	420408	220857	
HyAccess gouging (30-55 A)			420412			
Quantity in kit		1	1	1	2	1
HyAccess kit - 428414 (30-65 A)	Hand	420413	420410 (cutting)	420412 (gouging)	420408	220857
HyAccess cutting only starter pack - 428445 <sup>a</sup>						
HyAccess gouging only starter pack - 428446 <sup>a</sup>						

Warning: The Duramax HyAccess (65 amps and below) consumables should not be operated above 65 amps

<sup>a</sup>Starter pack contains 1 retaining cap (420413), 1 cutting nozzle (420410) and 1 electrode (420408)

<sup>a</sup>Starter pack contains 1 retaining cap (420413), 1 gouging nozzle (420412) and 1 electrode (420408)

### Duramax<sup>®</sup> consumable bulk kits

Order quantity	25	25	25	25	25	25	25	25	25	10	10	10	10
Bulk kit part number	228934	228767	228760	228759	228761	228762	228765	228797	228796	228798	228799	228763	228764
Contents	220777 electrode	220842 electrode	220816 nozzle	220819 nozzle	220930 nozzle	220797 nozzle	220941 nozzle	220990 nozzle	220991 nozzle	220992 shield	220993 shield	220817 shield	220818 shield



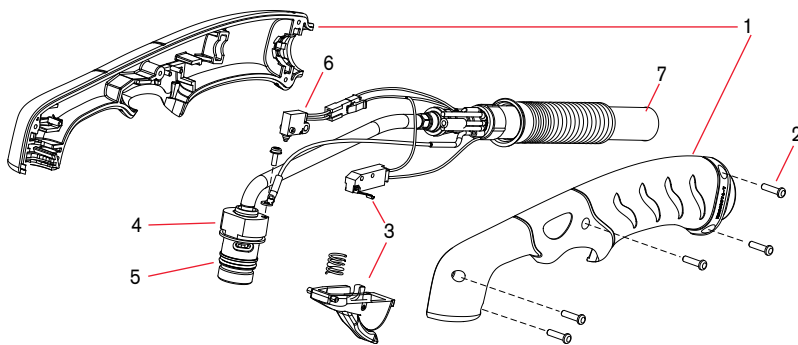
# Duramax® HRT/HRTs hand torch parts



## Duramax HRT hand torch parts

Item	Part number	Description
	228788	HRT hand torch assembly with 7.6 m (25') lead
	228789	HRT hand Torch Assembly with 15.2 m (50') lead
5	058519	O-ring
	075504	Pilot terminal screw
2	075714 <sup>1</sup>	Handle screws, #4 x 1/2 slotted TORX pan head, S/B
1	228954	Kit: Duramax 75°/ HRT Torch handle replacement
6	228719	Kit: Duramax 75°/HRT Cap-sensor switch replacement
3	228721	Kit: Duramax 15°/Duramax 75°/HRT/HRTs Safety trigger with spring replacement
7	228952 <sup>1</sup>	Kit: HRT/HRTs Torch lead replacement, 7.6 m (25'), coupler with 12.7 mm (1/2") threads
	228953 <sup>1</sup>	Kit: HRT/HRTs Torch lead replacement, 15.2 m (50'), coupler with 12.7 mm (1/2") threads
4	228792 <sup>1</sup>	Kit: HRT Torch main body replacement, coupler with 9.5 mm (3/8") threads
	228950 <sup>1</sup>	Kit: HRT Torch main body replacement, coupler with 12.7 mm (1/2") threads

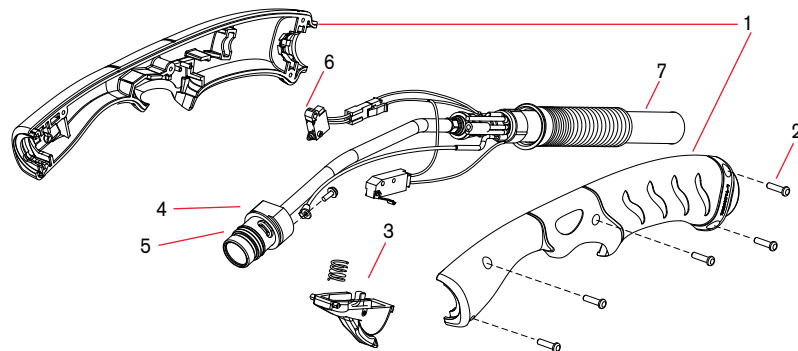
<sup>1</sup>Before purchasing this part check the torch built date.




## Duramax HRTs hand torch parts

Item	Part number	Description
	228807	HRTs hand torch assembly with 7.6 m (25') lead
5	058519	O-ring
	075504	Pilot terminal screw
2	075714 <sup>1</sup>	Handle screws, #4 x 1/2 slotted TORX pan head, S/B
1	228955	Kit: Duramax 15°/ HRTs Torch handle replacement
6	228109	Kit: Duramax 15°/HRTs Cap-sensor switch replacement
3	228721	Kit: Duramax 15°/Duramax 75°/HRT/HRTs Safety trigger with spring replacement
7	228952 <sup>1</sup>	Kit: HRT/HRTs Torch lead replacement, 7.6 m (25'), coupler with 12.7 mm (1/2") threads
	228953 <sup>1</sup>	Kit: HRT/HRTs Torch lead replacement, 15.2 m (50'), coupler with 12.7 mm (1/2") threads
4	228951 <sup>1</sup>	Kit: HRTs Torch main body replacement, coupler with 12.7 mm (1/2") threads

<sup>1</sup>Before purchasing this part check the torch built date.



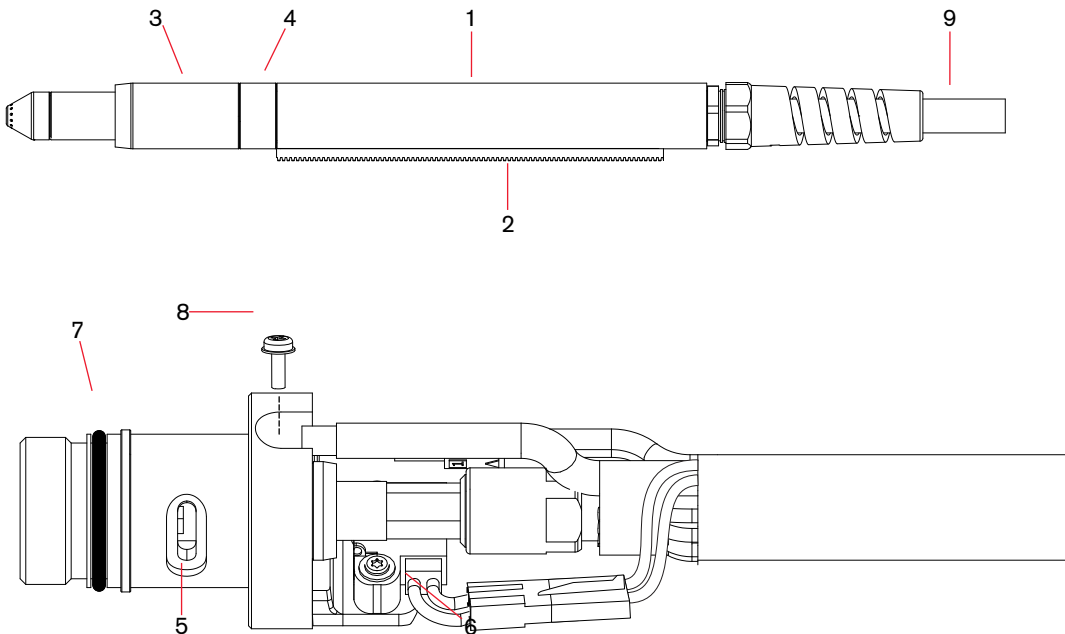
# Duramax® MRT machine torch parts



## Duramax MRT machine torch parts

Item	Part number	Description
	228790 <sup>1</sup>	MRT machine torch assembly with 7.6 m (25') lead
	228791 <sup>1</sup>	MRT machine torch assembly with 15.2 m (50') lead
1	228737	Kit: M65/M85/MRT positioning sleeve
2	228738	Kit: M65/M85/MRT removable gear rack
3	228735	Kit: M65/M65m/M85/M85m/MRT front mounting sleeve
4	228736	Kit: M65/M65m/M85/M85m/MRT adapter ring (coupler)
5	228793	Kit: MRT torch main body replacement
6	228720	Kit: Cap-sensor switch replacement
7	058519	O-ring
8	075504	Pilot terminal screw
9	228786	Kit: MRT torch lead replacement, 7.6 m (25')
9	228787	Kit: MRT torch lead replacement, 15.2 m (50')
	128650	Remote start pendant for machine torch, 7.6 m (25')
	128651	Remote start pendant for machine torch, 15.2 m (50')
	128772	Kit: ETR connector repair (regional repair centers only)

<sup>1</sup>Assembly includes a variety of Duramax consumables.



# Duramax® HRT/MRT retrofit torch

For Powermax600®/Powermax800®/Powermax900® and MAX42®/MAX43®



Minimum order quantity			1	1	5	5	1
Consumable type	Torch type	Amperage	Shield/Deflector	Retaining cap	Nozzle	Electrode	Swirl ring
Drag cutting	Hand	40–55	220818 <sup>1</sup>	220854	220941 <sup>1</sup>	220842 <sup>1</sup> or 220777 <sup>2</sup>	220857

<sup>1</sup>Consumable available in bulk packaging. See order information on next page.

<sup>2</sup>For longer consumable life when cutting metal 1/2 inch (12 mm) and under, check out the CopperPlus electrode (part number 220777).



Minimum order quantity			1	1	5	5	1
Consumable type	Torch type	Amperage	Shield/Deflector	Retaining cap	Nozzle	Electrode	Swirl ring
Mechanized	Machine	40–55	220817 <sup>1</sup>	220854 220953 (ohmic)	220941 <sup>1</sup>	220842 <sup>1</sup> or 220777 <sup>2</sup>	220857

<sup>1</sup>Consumable available in bulk packaging. See order information on next page.

<sup>2</sup>For longer consumable life when cutting metal 1/2 inch (12 mm) and under, check out the CopperPlus electrode (part number 220777).



Minimum order quantity			1	1	5	5	1
Consumable type	Torch type	Amperage	Shield/Deflector	Retaining cap	Nozzle	Electrode	Swirl ring
Unshielded	Machine	40–55	220955	220854	220941 <sup>1</sup>	220842 <sup>1</sup>	220857

<sup>1</sup>Consumable available in bulk packaging. See order information on next page.



Minimum order quantity			1	1	5	5	1
Consumable type	Torch type	Amperage	Shield/Deflector	Retaining cap	Nozzle	Electrode	Swirl ring
Max removal gouging <sup>3</sup>	Hand/Machine	45–65	220798	220854	220797 <sup>1</sup>	220842 <sup>1</sup>	220857
Max control gouging <sup>4</sup>	Hand/Machine	45–65	420480	220854	220797 <sup>1</sup>		220857

<sup>1</sup>Consumable available in bulk packaging. See order information on next page.

<sup>3</sup>The max removal gouging shield is designed for aggressive metal removal, a deep gouge profiles and extreme metal washing.

<sup>4</sup>The max control gouging shield is designed for more precise metal removal, a shallower gouge profile and light material washing.



Minimum order quantity		1	1	5	5	1	
Consumable type	Torch type	Amperage	Shield/Deflector	Retaining cap	Nozzle	Electrode	Swirl ring
FineCut®	Hand	30-45	220931	220854	220930 <sup>1</sup>	220842 <sup>1</sup>	220947
	Machine		220955 220948 (ohmic)	220854 220953 (ohmic)			220857

<sup>1</sup>Consumable available in bulk packaging. See order information below.



Minimum order quantity		1	1	1	1	
Consumable type	Torch type	Retaining cap	Nozzle	Electrode	Swirl ring	
HyAccess drag cutting (30-65 A)	Hand	420413	420410	420408	220857	
HyAccess gouging (30-55 A)			420412			
Quantity in kit		1	1	1	2	1
HyAccess kit - 428414 (30-65 A)	Hand	420413	420410 (cutting)	420412 (gouging)	420408	220857
HyAccess cutting only starter pack - 428445 <sup>4</sup>						
HyAccess gouging only starter pack - 428446 <sup>5</sup>						



Warning: The Duramax HyAccess (65 amps and below) consumables should not be operated above 65 amps

<sup>4</sup>Starter pack contains 1 retaining cap (420413), 1 cutting nozzle (420410) and 1 electrode (420408)

<sup>5</sup>Starter pack contains 1 retaining cap (420413), 1 gouging nozzle (420412) and 1 electrode (420408)

### Duramax® consumable bulk kits

Order quantity	25	25	25	25	25	10
Bulk kit part number	228934	228767	228765	228762	228761	228763
Contents	220777 electrode	220842 electrode	220941 nozzle	220797 nozzle	220930 nozzle	220817 shield



# Duramax® HRT hand torch parts

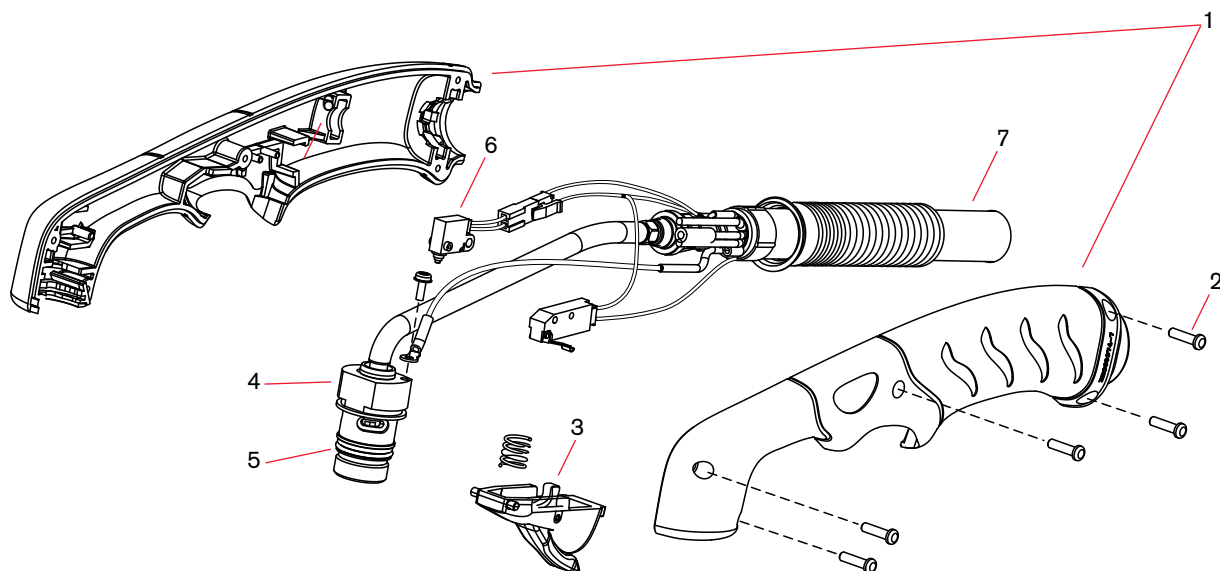


## Duramax HRT hand torch parts

Item	Part number	Description
	228916 <sup>1</sup>	HRT hand torch assembly with 7.6 m (25') lead
	228917 <sup>1</sup>	HRT hand torch assembly with 15.2 m (50') lead
	228918 <sup>1</sup>	HRT hand torch assembly with 7.6 m (25') lead, without quick disconnect
	<del>228919<sup>1</sup></del>	HRT hand torch assembly with 15.2 m (50') lead, without quick disconnect
1	228954	Kit: Duramax 75°/HRT Torch handle replacement
2	075714	Handle screws, #4 x 1/2 slotted TORX pan head, S/B
3	228721	Kit: Duramax 75°/Duramax 15°/HRT (spring and trigger assembly)
4	228950	Kit: HRT Torch main body replacement
5	058519	O-ring
6	228719	Kit: Duramax 75°/HRT Cap-sensor switch replacement
7	228924	Kit: HRT Torch lead replacement, 7.6 m (25')
7	228925	Kit: HRT Torch lead replacement, 15.2 m (50')
7	228926	Kit: HRT Torch lead replacement, 7.6 m (25'), without quick disconnect
7	228927	Kit: HRT Torch lead replacement, 15.2 m (50'), without quick disconnect
	<del>128926</del>	Kit: Quick disconnect repair (regional repair centers only)

<sup>1</sup>Assembly includes a variety of Duramax consumables.

 Selected torches and repair parts are no longer available. System upgrade is recommended. See pages 38-39 for systems by amperage.






# Duramax® MRT machine torch parts

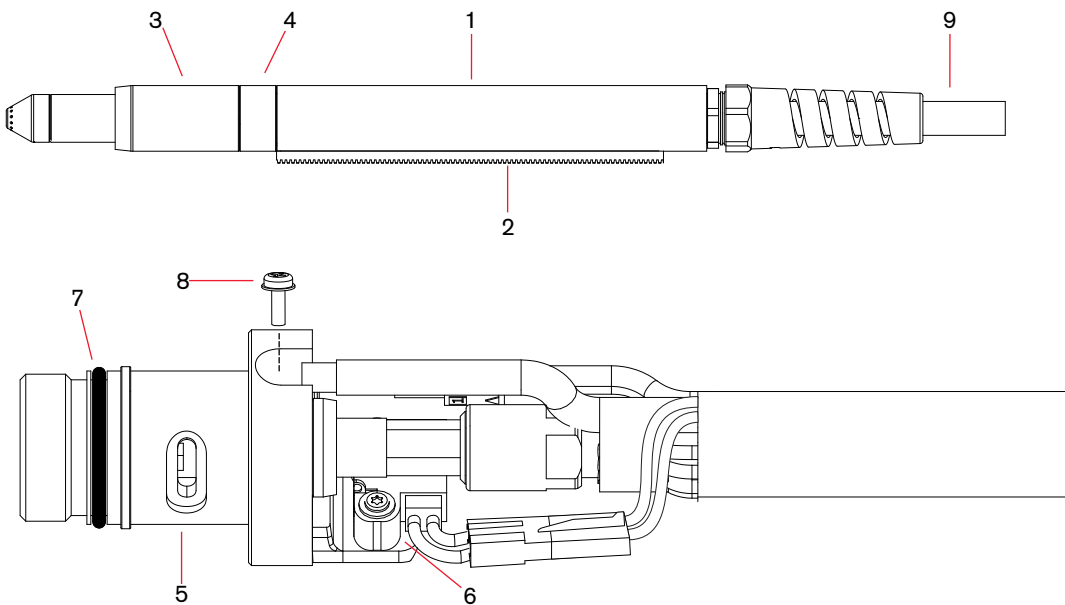


## Duramax MRT machine torch parts

Item	Part number	Description
	228920*	MRT machine torch assembly with 7.6 m (25') lead
	228921*	MRT machine torch assembly with 15.2 m (50') lead
	228922*	MRT machine torch assembly with 7.6 m (25') lead, without quick disconnect
1	228737	Kit: Duramax 180°/MRT positioning sleeve
2	228738	Kit: Duramax 180°/MRT removable gear rack
3	228735	Kit: Duramax 180°/Duramax 180° mini/MRT front mounting sleeve
4	228736	Kit: Duramax 180°/Duramax 180° mini/MRT adapter ring (coupler)
5	228793	Kit: MRT torch main body replacement
6	228720	Kit: Cap-sensor switch replacement (includes screws)
7	058519	O-ring
8	075504	Pilot terminal screw
9	228928	Kit: MRT torch lead replacement, 7.6 m (25')
9	228929	Kit: MRT torch lead replacement, 15.2 m (50')
9	228930	Kit: MRT torch lead replacement, 7.6 m (25'), without quick disconnect
9	228931	Kit: MRT torch lead replacement, 15.2 m (50'), without quick disconnect
	<del>128926</del>	Kit: Quick disconnect repair (regional repair centers only)

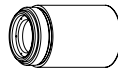

\*Assembly includes a variety of Duramax consumables.

 Selected torches and repair parts are no longer available. System upgrade is recommended. See pages 38-39 for systems by amperage.

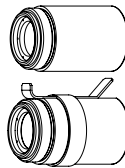


# RT60/RT60M retrofit torch

For Powermax600®/Powermax800®/Powermax900® and MAX42/MAX43®

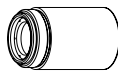


Minimum order quantity			1	1	5	5	1
Consumable type	Torch type	Amperage	Shield/Deflector	Retaining cap	Nozzle	Electrode	Swirl ring
Shielded	Hand	40	120929 <sup>1</sup>	120928	120932 <sup>1</sup>	120926 <sup>1</sup>	120925
		60			120931 <sup>1</sup>		



Minimum order quantity			1	1	5	5	1
Consumable type	Torch type	Amperage	Shield/Deflector	Retaining cap	Nozzle	Electrode	Swirl ring
Mechanized	Machine	40	120930 <sup>1</sup>	120928	120932 <sup>1</sup>	120926 <sup>1</sup>	120925
		60		220061 (ohmic)	120931 <sup>1</sup>		

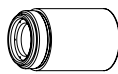
<sup>1</sup>Consumable available in bulk packaging. See order information on next page.



Minimum order quantity			1	1	5	5	1
Consumable type	Torch type	Amperage	Shield/Deflector	Retaining cap	Nozzle	Electrode	Swirl ring
Unshielded <sup>2</sup>	Hand/Machine	40	120979	120928	220006	120926 <sup>1</sup>	120925
		60			220007		

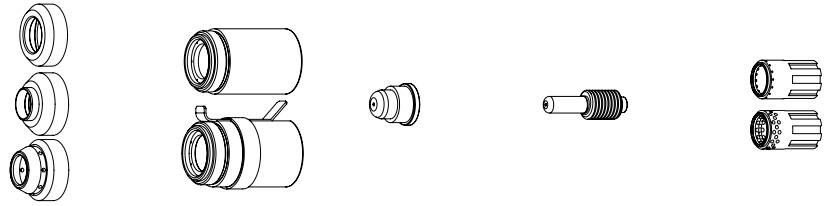
<sup>1</sup>Consumable available in bulk packaging. See order information on next page.

<sup>2</sup>In countries following CE standards, unshielded consumables may only be used in mechanized torch applications.



Minimum order quantity			1	1	5	5	1
Consumable type	Torch type	Amperage	Shield/Deflector	Retaining cap	Nozzle	Electrode	Swirl ring
Gouging	Hand/Machine	60	120977	120928	220059	120926 <sup>1</sup>	120925

<sup>1</sup>Consumable available in bulk packaging. See order information on next page.



Minimum order quantity		1	1	5	5	1	
Consumable type	Torch type	Amperage	Shield/Deflector	Retaining cap	Nozzle	Electrode	Swirl ring
FineCut®	Hand	40	120979	120928	220329	120926 <sup>1</sup>	220327
		40 CE <sup>2</sup>	220325				
	Machine	40	120979 220404 (ohmic)	120928 220061 (ohmic)			120925
		40 CE	220325 220404 (ohmic)				

<sup>1</sup>Consumable available in bulk packaging. See order information on next page.

<sup>2</sup>CE Shield for use in countries requiring CE,CCC,GOST marks.

### Consumable bulk kits

Order quantity	25	25	25	10	10
Bulk kit part number	228437	228440	228441	228439	228601
Contents	120926 electrode	120931 nozzle	120932 nozzle	120929 shield	120930 shield

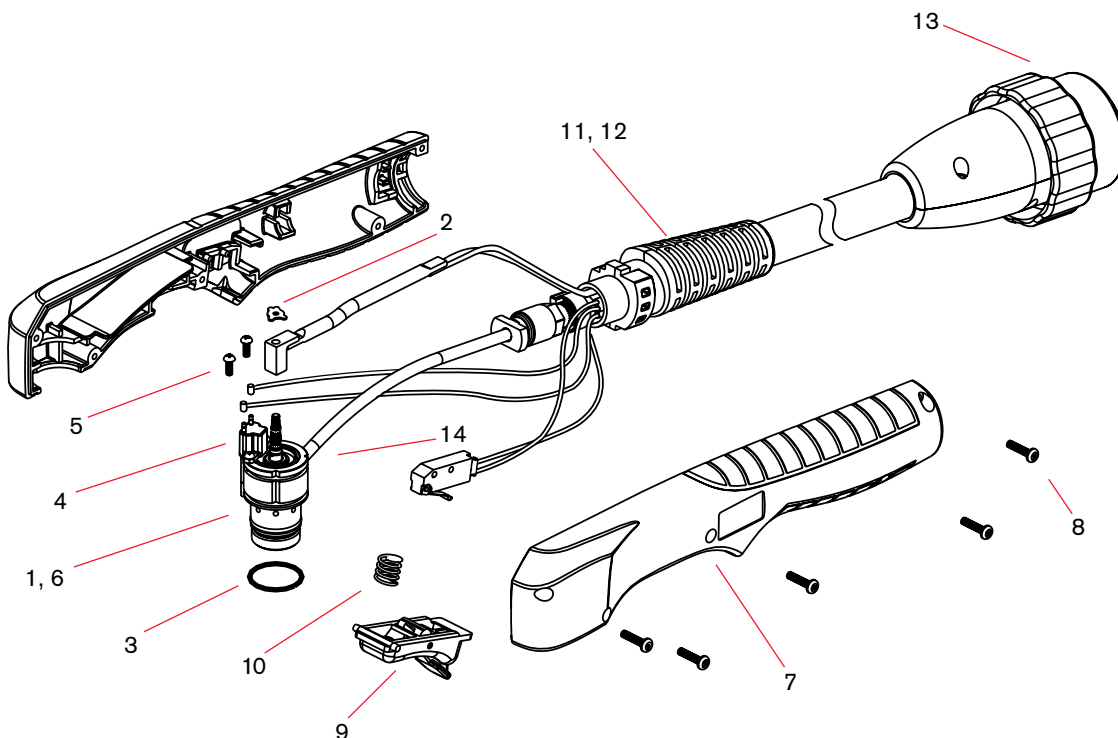
# RT60 hand torch parts



## RT60 hand torch parts

Item	Part number	Description
1	128564	Torch main body
2	027889	Retaining clip
3	058519	O-ring
4	128639	Kit: cap-off sensor replacement
5	075571	Cap-off sensor screws
6	128521	Kit: torch head repair (does not include head, includes screws)
7	128644	Kit: handle
8	<del>075586</del>	Handle screws
9	002244	Safety trigger
10	027254	Spring
13	<del>128926</del>	Kit: RT60/RT60M quick disconnect repair
14	128642	Kit: Start switch replacement

Selected torches and repair parts are no longer available. System upgrade is recommended. See pages 38-39 for systems by amperage.



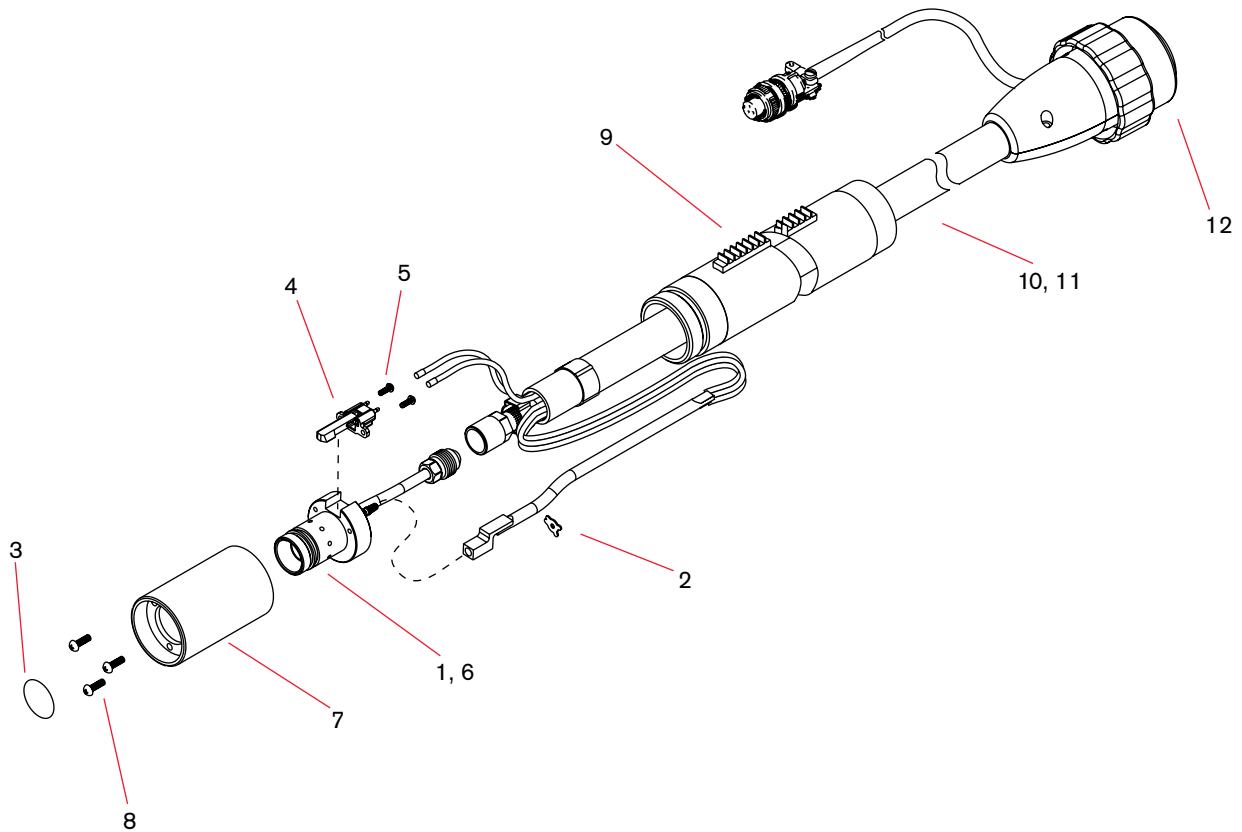
# RT60M machine torch parts



## RT60M machine torch parts

Item	Part number	Description
2	027889	Retaining clip
3	058519	O-ring
4	128639	Kit: cap-off sensor replacement
5	075571	Cap-off sensor screw
6	128521	Kit: torch head repair (does not include head, includes screws)
7	128643	Kit: torch mounting sleeve replacement
8	075618	Torch mounting screw
9	128710	Torch positioning sleeve
12	<del>128926</del>	Kit: RT60/RT60M quick disconnect repair
	128645	Torch mounting kit (for reassembly after installation)

Selected torches and repair parts are no longer available. System upgrade is recommended. See pages 38–39 for systems by amperage.



# Powermax® bulk pack consumables

Contents of package	Bulk part number (SKU, order number)	Part type	Quantity
120926	228437	Electrode	25
120927	228438	Nozzle	25
120929	228439	Shield	10
120930	228601	Shield	10
120931	228440	Nozzle	25
120932	228441	Nozzle	25
220011	228442	Nozzle	25
220037	228443	Electrode	25
220047	228600	Shield	10
220065	228444	Shield	10
220669	228844	Electrode	25
220671	228843	Nozzle	25
220673	228845	Shield	10
220777	228934	Electrode	25
220797	228762	Nozzle	25
220816	228760	Nozzle	25
220817	228763	Shield	10
220818	228764	Shield	10
220819	228759	Nozzle	25
220842	228767	Electrode	25
220930	228761	Nozzle	25
220941	228765	Nozzle	25
220990	228797	Nozzle	25
220991	228796	Nozzle	25
220992	228798	Shield	10
220993	228799	Shield	10



# Appendix

In 2012, Hypertherm initiated a product lifecycle management process for legacy MAX® and Powermax® systems designed to provide customers with a path for upgrading their torch and consumables to maximize performance and ensure overall product satisfaction. Retrofit torch options to replace the original torches that are no longer available are summarized by system in the charts below.

Please also refer to the systems and torch series by amperage charts found on pages 4 and 5 of the catalog for additional information on torch series availability and recommended system upgrade paths for legacy MAX and Powermax systems.

## MAX42® and MAX43® systems Duramax® retrofit torches

Original part number	Description	Duramax part number	Replacement description
071069	PAC121P/43 hand torch assembly 25'	228916	Duramax RT hand torch assembly 25'
071070	PAC121P/43 hand torch assembly 50'	228917	Duramax RT hand torch assembly 50'
083215	RT60 hand torch assembly 25'	228916	Duramax RT hand torch assembly 25'
083216	RT60 hand torch assembly 50'	228917	Duramax RT hand torch assembly 50'
083217	RT60M machine torch assembly 25'	228920	Duramax RT mechanized torch assembly 25'
083218	RT60M machine torch assembly 50'	228921	Duramax RT mechanized torch assembly 50'

## Powermax600® Duramax® retrofit torches

Original part number	Description	Duramax part number	Replacement description
086001	PAC123T hand torch assembly 15'	228918	Duramax RT hand torch assembly 25' (no QDisc)
086002	PAC123T hand torch assembly 25'	228918	Duramax RT hand torch assembly 25' (no QDisc)
086003	PAC123T hand torch assembly 50'	Not available	Duramax RT hand torch assembly 50' (no QDisc)
086004	PAC123M machine torch assembly 15'	228922	Duramax RT mechanized torch assembly 25' (no QDisc)
086005	PAC123M machine torch assembly 25'	228922	Duramax RT mechanized torch assembly 25' (no QDisc)
086006	PAC123M machine torch assembly 50'	228922	Duramax RT mechanized torch assembly 25' (no QDisc)
086023	PAC123T hand torch assembly 15' QDisc	228916	Duramax RT hand torch assembly 25'
086024	PAC123T hand torch assembly 25' QDisc	228917	Duramax RT hand torch assembly 50'
086025	PAC123T hand torch assembly 50' QDisc	228916	Duramax RT hand torch assembly 25'
086026	PAC123M machine torch assembly 15' QDisc	228920	Duramax RT mechanized torch assembly 25'
086027	PAC123M machine torch assembly 25' QDisc	228921	Duramax RT mechanized torch assembly 50'
086029	PAC123M machine torch assembly 50' QDisc	228921	Duramax RT mechanized torch assembly 50' (no QDisc)
083215	RT60 hand torch assembly 25'	228916	Duramax RT hand torch assembly 25'
083216	RT60 hand torch assembly 50'	228917	Duramax RT hand torch assembly 50'
083217	RT60M machine torch assembly 25'	228920	Duramax RT mechanized torch assembly 25'
083218	RT60M machine torch assembly 50'	228921	Duramax RT mechanized torch assembly 50'

**Powermax800® and Powermax900® Duramax® retrofit torches**

Original part number	Description	Duramax part number	Replacement description
083066	PAC125T hand torch assembly 25'	228916	Duramax RT hand torch assembly 25'
083067	PAC125T hand torch assembly 50'	228917	Duramax RT hand torch assembly 50'
083068	PAC125M machine torch assembly 25'	228920	Duramax RT mechanized torch assembly 25'
083069	PAC125M machine torch assembly 15'	228920	Duramax RT mechanized torch assembly 25'
083070	PAC125M machine torch assembly 35' QDisc	228921	Duramax RT mechanized torch assembly 50'
083071	PAC125M machine torch assembly 50' QDisc	228921	Duramax RT mechanized torch assembly 50'
083072	PAC125M machine torch assembly no-PGT 25'	228920	Duramax RT mechanized torch assembly 25'
083073	PAC125M machine torch assembly no-PGT 15'	228920	Duramax RT mechanized torch assembly 25'
083074	PAC125M machine torch assembly no-PGT 35'	228921	Duramax RT mechanized torch assembly 50'
083075	PAC125M machine torch assembly no-PGT 50'	228921	Duramax RT mechanized torch assembly 50'
083127	PAC125T-40A hand torch assembly 15'	228916	Duramax RT hand torch assembly 25'
083128	PAC125T-40A hand torch assembly 25'	228916	Duramax RT hand torch assembly 25'
083129	PAC125T-40A hand torch assembly 50'	228917	Duramax RT hand torch assembly 50'
083130	PAC125T-50A hand torch assembly 25'	228916	Duramax RT hand torch assembly 25'
083131	PAC125T-50A hand torch assembly 50'	228917	Duramax RT hand torch assembly 50'
083133	PAC125M-40A machine torch assembly 25'	228920	Duramax RT mechanized torch assembly 25'
083135	PAC125M-40A machine torch assembly 50'	228921	Duramax RT mechanized torch assembly 50'
083136	PAC125M-50A machine torch assembly 14'	228920	Duramax RT mechanized torch assembly 25'
083137	PAC125M-50A machine torch assembly 25'	228920	Duramax RT mechanized torch assembly 25'
083138	PAC125M-50A machine torch assembly 35'	228921	Duramax RT mechanized torch assembly 50'
083139	PAC125M-50A machine torch assembly 50'	228921	Duramax RT mechanized torch assembly 50'
083140	PAC125M-50A machine torch no-PGTL 14'	228920	Duramax RT mechanized torch assembly 25'
083141	PAC125M-50A machine torch no-PGTL 25'	228920	Duramax RT mechanized torch assembly 25'
083142	PAC125M-50A machine torch no-PGTL 35'	228921	Duramax RT mechanized torch assembly 50'
083143	PAC125M-50A machine torch no-PGTL 50'	228921	Duramax RT mechanized torch assembly 50'
083145	PAC125M machine torch 35 mm SLV 25' QDisc	N/A	
083148	PAC125M machine torch 35 mm SLV 50' QDisc	N/A	
083215	RT60 hand torch assembly 25'	228916	Duramax RT hand torch assembly 25'
083216	RT60 hand torch assembly 50'	228917	Duramax RT hand torch assembly 50'
083217	RT60M machine torch assembly 25'	228920	Duramax RT mechanized torch assembly 25'
083218	RT60M machine torch assembly 50'	228921	Duramax RT mechanized torch assembly 50'

**Powermax1000® T100 replacement torches**

Original part number	Description	T100 part number	T100 replacement description
083171	T60 hand torch assembly 50'	Not available	
083172	T60 hand torch assembly 25'	Not available	
083174	T60M machine torch 60A 25'	Not available	
083175	T60M machine torch 60A 15'	Not available	
083176	T60M machine torch 60A 35'	Not available	
083177	T60M machine torch 60A 50'	Not available	
083200	T60M machine torch 60A 35 mm 50'	Not available	
083201	T60M machine torch 60A 35 mm 35'	Not available	
083202	T60M machine torch 60A 35 mm 15'	Not available	
083203	T60M machine torch 60A 35 mm 25'	Not available	
083208	T60 hand torch assembly 75'	Not available	
083209	T60M machine torch 60A 75'	Not available	
083214	T60M machine torch 60A 35 mm 75'	Not available	
083226	T60M-2 machine torch 60A 75'	Not available	
083232	T60M machine torch ohmic 25'	Not available	
083233	T60M machine torch ohmic 50'	Not available	
083244	T60M-2 machine torch assembly 35 mm 75'	Not available	



**Powermax1000® Duramax® retrofit torches**

Original part number	Description	Duramax part number	Replacement description
083171	T60 hand torch assembly 50'	228789	Duramax HRT handheld 50'
083172	T60 hand torch assembly 25'	228788	Duramax HRT handheld 25'
083174	T60M machine torch 60A 25'	228790	Duramax MRT mechanized 25'
083175	T60M machine torch 60A 15'	228790	Duramax MRT mechanized 25'
083176	T60M machine torch 60A 35'	228791	Duramax MRT mechanized 50'
083177	T60M machine torch 60A 50'	228791	Duramax MRT mechanized 50'

**Powermax1100® RT80 torch replacements**

Original part number	Description	RT80 part number	RT80 replacement description
085001	PAC135T hand torch assembly 25' QDisc	087033	RT80 hand torch 25'
085061	PAC135T hand torch assembly 50' QDisc	Not available	RT80 hand torch 50'
085062	PAC135M machine torch assembly 14' QDisc	087035	RT80 mechanized torch 25'
085063	PAC135M machine torch assembly 25' QDisc	087035	RT80 mechanized torch 25'
085064	PAC135M machine torch assembly 35' QDisc	Not available	RT80 mechanized torch 50'
085065	PAC135M machine torch assembly 50' QDisc	Not available	RT80 mechanized torch 50'

**Powermax1250® Duramax® retrofit torches**

Original part number	Description	Duramax part number	Replacement description
087001	T80 hand torch assembly 25'	228788	Duramax HRT handheld 25'
087002	T80 hand torch assembly 50'	228789	Duramax HRT handheld 50'
087003	T80M machine torch 80A 15'	228790	Duramax MRT mechanized 25'
087004	T80M machine torch 80A 25'	228790	Duramax MRT mechanized 25'
087005	T80M machine torch 80A 35'	228791	Duramax MRT mechanized 50'
087006	T80M machine torch 80A 50'	228791	Duramax MRT mechanized 50'
087029	T80M machine torch 80A 35 mm 15'	Not available	
087030	T80M machine torch 80A 35 mm 25'	Not available	
087031	T80M machine torch 80A 35 mm 50'	Not available	
087032	T80M machine torch 80A 35 mm 35'	Not available	
087047	T80 hand torch assembly 75'	Not available	
087048	T80M machine torch 80A 75'	Not available	
087064	T80M-2 machine torch 80A 75'	Not available	
087065	T80M machine torch ohmic 25'	Not available	
087066	T80M machine torch ohmic 50'	Not available	
087082	T80M-2 machine torch assembly 35 mm 75'	Not available	

**Powermax1250® T100 replacement torches**

Original part number	Description	T100 part number	T100 replacement description
087001	T80 hand torch assembly 25'	Not available	
087002	T80 hand torch assembly 50'	Not available	
087003	T80M machine torch 80A 15'	Not available	
087004	T80M machine torch 80A 25'	Not available	
087005	T80M machine torch 80A 35'	Not available	
087006	T80M machine torch 80A 50'	Not available	
087029	T80M machine torch 80A 35 mm 15'	Not available	
087030	T80M machine torch 80A 35 mm 25'	Not available	
087031	T80M machine torch 80A 35 mm 50'	Not available	
087032	T80M machine torch 80A 35 mm 35'	Not available	
087047	T80 hand torch assembly 75'	Not available	
087048	T80M machine torch 80A 75'	Not available	
087064	T80M-2 machine torch 80A 75'	Not available	
087065	T80M machine torch ohmic 25'	Not available	
087066	T80M machine torch ohmic 50'	Not available	
087082	T80M-2 machine torch assembly 35 mm 75'	Not available	

**Powermax1650® Duramax® replacement torches**

Original part number	Description	Duramax part number	Replacement description
059264	T100 hand torch assembly 25'	228788	Duramax HRT handheld 25'
059270	T100 hand torch assembly 50'	228789	Duramax HRT handheld 50'
059299	T100 hand torch assembly 75'	Not available	
059315	T100M-2 machine torch assembly 25'	228790	Duramax MRT mechanized 25'
059324	T100M-2 machine torch assembly 35'	228791	Duramax MRT mechanized 50'
059325	T100M-2 machine torch assembly 50'	228791	Duramax MRT mechanized 50'
059326	T100M-2 machine torch assembly 75'	Not available	
059333	T100M-2 machine torch assembly 35 mm 25'	228790	Duramax MRT mechanized 25'
059334	T100M-2 machine torch assembly 35 mm 35'	228791	Duramax MRT mechanized 50'
059335	T100M-2 machine torch assembly 35 mm 50'	228791	Duramax MRT mechanized 50'
059336	T100M-2 machine torch assembly 35 mm 75'	Not available	

**Powermax1650® T100 replacement torches**

Original part number	Description	T100 part number	T100 replacement description
059264	T100 hand torch assembly 25'	Not available	
059270	T100 hand torch assembly 50'	Not available	
059299	T100 hand torch assembly 75'	Not available	
059315	T100M-2 machine torch assembly 25'	Not available	
059324	T100M-2 machine torch assembly 35'	Not available	
059325	T100M-2 machine torch assembly 50'	Not available	
059326	T100M-2 machine torch assembly 75'	Not available	
059333	T100M-2 machine torch assembly 35 mm 25'	Not available	
059334	T100M-2 machine torch assembly 35 mm 35'	Not available	
059335	T100M-2 machine torch assembly 35 mm 50'	Not available	
059336	T100M-2 machine torch assembly 35 mm 75'	Not available	

**Powermax65® Duramax® replacement torches**

Original part number	Description	Duramax part number	Replacement description
083247	Powermax65 75° hand torch assembly 25'	059473	Powermax65/85/105 75° hand torch assembly 25'
083248	Powermax65 75° hand torch assembly 50'	059474	Powermax65/85/105 75° hand torch assembly 50'
083249	Powermax65 75° hand torch assembly 75'	059475	Powermax65/85/105 75° hand torch assembly 75'
083251	Powermax65 15° hand torch assembly 25'	059470	Powermax65/85/105 15° hand torch assembly 25'
083252	Powermax65 15° hand torch assembly 50'	059471	Powermax65/85/105 15° hand torch assembly 50'
083253	Powermax65 15° hand torch assembly 75'	059472	Powermax65/85/105 15° hand torch assembly 75'
083254	Powermax65 180° machine torch assembly 15'	059476	Powermax65/85/105 180° machine torch assembly 15'
083255	Powermax65 180° machine torch assembly 25'	059477	Powermax65/85/105 180° machine torch assembly 25'
083256	Powermax65 180° machine torch assembly 35'	059478	Powermax65/85/105 180° machine torch assembly 35'
083257	Powermax65 180° machine torch assembly 50'	059479	Powermax65/85/105 180° machine torch assembly 50'
083258	Powermax65 180° machine torch assembly 75'	059480	Powermax65/85/105 180° machine torch assembly 75'
083259	Powermax65 180° mini machine torch assembly 15'	059481	Powermax65/85/105 180° mini machine torch assembly 15'
083260	Powermax65 180° mini machine torch assembly 25'	059482	Powermax65/85/105 180° mini machine torch assembly 25'
083261	Powermax65 180° mini machine torch assembly 35'	059483	Powermax65/85/105 180° mini machine torch assembly 35'
083262	Powermax65 180° mini machine torch assembly 50'	059484	Powermax65/85/105 180° mini machine torch assembly 50'
083263	Powermax65 180° mini machine torch assembly 75'	Not available	

**Powermax85® Duramax® replacement torches**

Original part number	Description	Duramax part number	Replacement description
087085	Powermax85 75° hand torch assembly 25'	059473	Powermax65/85/105 75° hand torch assembly 25'
087086	Powermax85 75° hand torch assembly 50'	059474	Powermax65/85/105 75° hand torch assembly 50'
087087	Powermax85 75° hand torch assembly 75'	059475	Powermax65/85/105 75° hand torch assembly 75'
087089	Powermax85 15° hand torch assembly 25'	059470	Powermax65/85/105 15° hand torch assembly 25'
087090	Powermax85 15° hand torch assembly 50'	059471	Powermax65/85/105 15° hand torch assembly 50'
087091	Powermax85 15° hand torch assembly 75'	059472	Powermax65/85/105 15° hand torch assembly 75'
087092	Powermax85 180° machine torch assembly 15'	059476	Powermax65/85/105 180° machine torch assembly 15'
087093	Powermax85 180° machine torch assembly 25'	059477	Powermax65/85/105 180° machine torch assembly 25'
087094	Powermax85 180° machine torch assembly 35'	059478	Powermax65/85/105 180° machine torch assembly 35'
087095	Powermax85 180° machine torch assembly 50'	059479	Powermax65/85/105 180° machine torch assembly 50'
087096	Powermax85 180° machine torch assembly 75'	059480	Powermax65/85/105 180° machine torch assembly 75'
087097	Powermax85 180° mini machine torch assembly 15'	059481	Powermax65/85/105 180° mini machine torch assembly 15'
087098	Powermax85 180° mini machine torch assembly 25'	059482	Powermax65/85/105 180° mini machine torch assembly 25'
087099	Powermax85 180° mini machine torch assembly 35'	059483	Powermax65/85/105 180° mini machine torch assembly 35'
087100	Powermax85 180° mini machine torch assembly 50'	059484	Powermax65/85/105 180° mini machine torch assembly 50'
087101	Powermax85 180° mini machine torch assembly 75'	Not available	

**Powermax65® and Powermax85® torch and lead replacement kits**

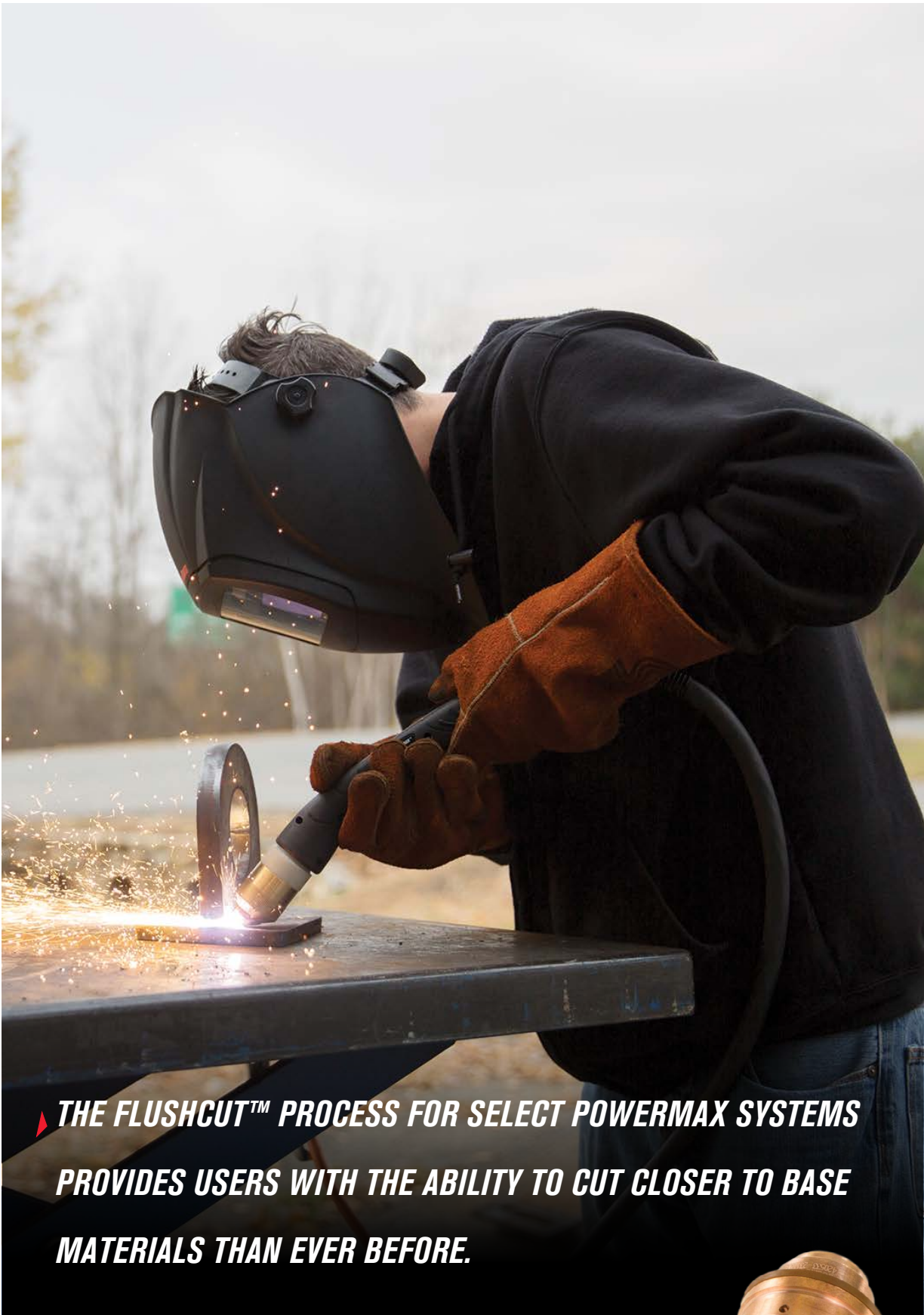
Original part number	Description	Duramax part number	Replacement description
228717	Kit:H65/H85/HRT torch handle replacement	228954	Kit:Duramax HT/HRT torch handle replacement
228718	Kit:H65s/H85s torch handle replacement	228955	Kit:Duramax HTS/HRTS torch handle replacement
228723	Kit:H65/H85 torch lead replacement, 25'	Not available	
228724	Kit:H65/H85 torch lead replacement, 50'	Not available	
228725	Kit:H65/H85 torch lead replacement, 75'	Not available	
228727	Kit:H65s/H85s torch lead replacement, 25'	228959	Kit:Duramax hand torch lead replacement 25'
228728	Kit:H65s/H85s torch lead replacement, 50'	228960	Kit:Duramax hand torch lead replacement 50'
228729	Kit:H65s/H85s torch lead replacement, 75'	228961	Kit:Duramax hand torch lead replacement 75'
228784	Kit: Duramax HRT/HRTs lead replacement 25'	228952	Kit: Duramax HRT/HRTS 1/2" coupler lead replacement 25'
228785	Kit: Duramax HRT/HRTs lead replacement 50'	228953	Kit: Duramax HRT/HRTS 1/2" coupler lead replacement 50'

**HYACCESS™ EXTENDED CONSUMABLES PROVIDE THE  
EXTRA REACH NEEDED WHEN CUTTING OR GOUGING IN  
HARD TO ACCESS OR CONFINED SPACES.**

**AUTO**

Special  
Thanks  
**Dad**

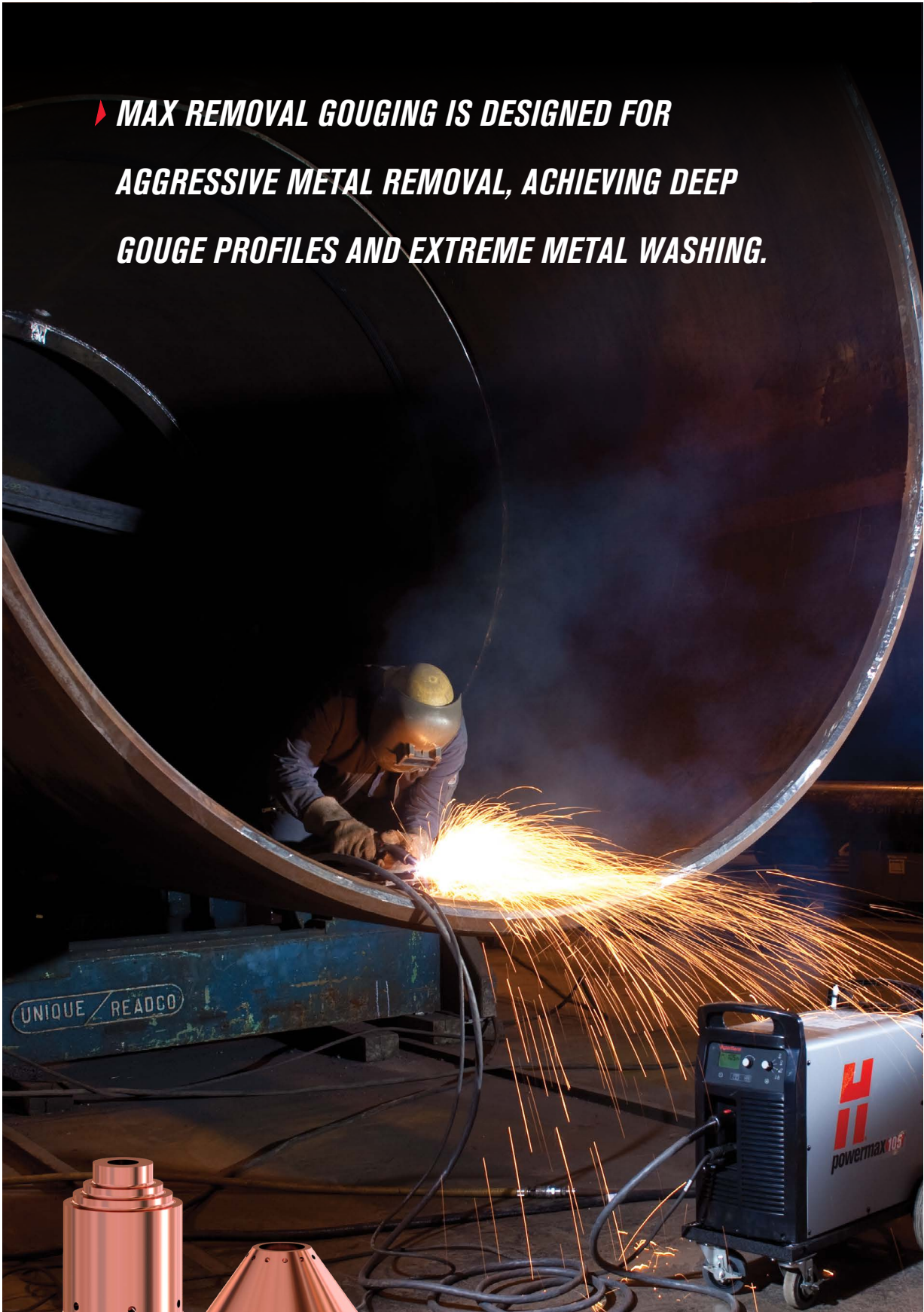




***▶ THE FLUSHCUT™ PROCESS FOR SELECT POWERMAX SYSTEMS PROVIDES USERS WITH THE ABILITY TO CUT CLOSER TO BASE MATERIALS THAN EVER BEFORE.***



**▶ MAX REMOVAL GOUGING IS DESIGNED FOR  
AGGRESSIVE METAL REMOVAL, ACHIEVING DEEP  
GOUGE PROFILES AND EXTREME METAL WASHING.**



**NEW!**

▶ ***MAX CONTROL GOUGING IS DESIGNED FOR MORE  
PRECISE METAL REMOVAL, ACHIEVING SHALLOWER  
GOUGE PROFILES AND LIGHT METAL WASHING.***



GOODBYE GUESSWORK.  
***HELLO PRODUCTIVITY.***




The new Powermax SYNC™ plasma cutting and gouging systems will revolutionize the way you work. The new single-piece cartridge consumable is quick and easy to install, eliminates guess work on knowing when to change consumables and simplifies inventory needs. Now you will waste less time and produce more high-quality parts every time. Available in 65, 85, 105 amp systems. Discover more at [Hypertherm.com/SYNC](http://Hypertherm.com/SYNC).



PLASMA | LASER | WATERJET | AUTOMATION | SOFTWARE | CONSUMABLES

**Hypertherm**<sup>®</sup>  
SHAPING POSSIBILITY<sup>™</sup>





# HELPING YOU SHAPE THE WORLD.



PLASMA | LASER | WATERJET | AUTOMATION | SOFTWARE | CONSUMABLES

For more information on Hypertherm consumables,  
visit [www.hypertherm.com](http://www.hypertherm.com)

Hypertherm, Powermax, Duramax, Powermax SYNC, SmartSYNC, FineCut, CopperPlus, HyAccess, Hyamp, SpringStart, and Conical Flow are trademarks of Hypertherm, Inc. and may be registered in the United States and/or other countries.

Environmental stewardship is one of Hypertherm's core values, and it is critical to our success and our customers' success. We are striving to reduce the environmental impact of everything we do. For more information: [www.hypertherm.com/environment](http://www.hypertherm.com/environment).

© 4/2022 Hypertherm, Inc. Revision 19  
88020D

As 100% Associate-owners, we are all focused on delivering a superior customer experience. [www.hypertherm.com/ownership](http://www.hypertherm.com/ownership)

Environmental stewardship is one of Hypertherm's core values. [www.hypertherm.com/environment](http://www.hypertherm.com/environment)

**Hypertherm**<sup>®</sup>  
SHAPING POSSIBILITY<sup>®</sup>

100% Associate-owned 

